DESIGN PHILOSOPHY:

Synergic Urbanism is a design approach where academic, residential, and amenity spaces are seamlessly interwoven into a continuous spatial network, fostering a self-sustaining environment of collaboration,cultural exchange, and community engagement.

•Integrated Zoning – Academic, residential, and recreational spaces woven together.

•Seamless Connectivity – Walkable pathways, green corridors, and shared plazas.

•Collaborative Environment – Spaces designed for interaction, exchange, and community events.

•Self-Sustaining Ecosystem – Mixed-use functions that support daily needs within the campus.

•Blurring Boundaries – Courtyards and open areas that merge learning, living, and leisure.

FORM DEVELOPMENT:

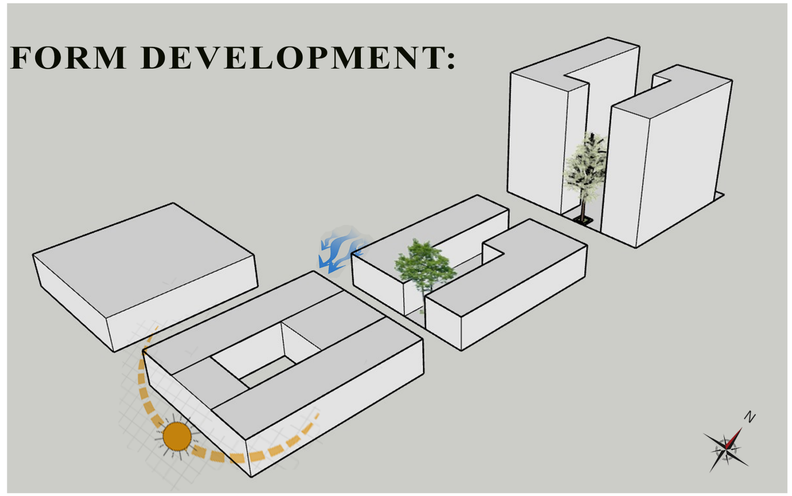

CLIMATE RESPONSIVE DESIGN:

Location: Delhi, India

Longitude: 28.70° E

Latitude: 77.10° N

Altitude: 216 m above mean sea level

Climate Type: Composite climate (extreme summers, cold winters, and short monsoon period).

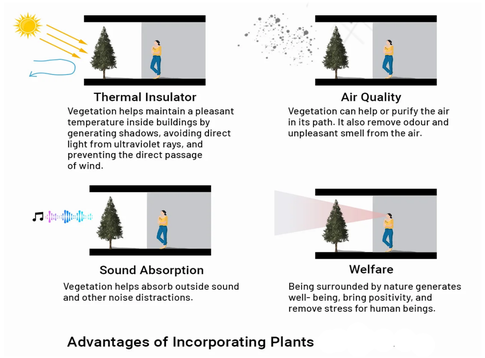

Advantages of Incorporating Plants

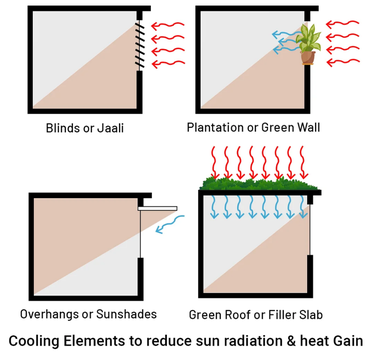

Cooling Elements to reduce sun radiation & heat Gain

Orientation & Form

Minimise Perimeter to Area Ratio

(Expose shorter surfaces & edges to the sun for minimal heat absorption)

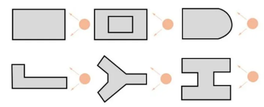

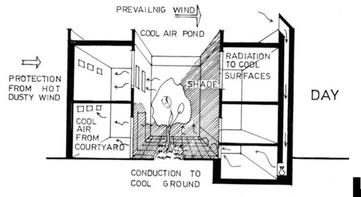

An open to sky space enclosed within the building. It brings natural light,ventilation,greenery and serenity into the built environment

Mutual Shading

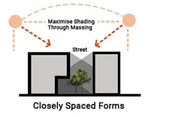



Benefits of Narrow Streets and Height Variations

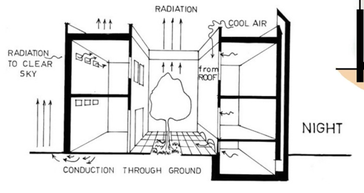

•Avoid placing masses far from each other because it will not have any benefits of mutual shading.
• Use height variations to get more shade and comfort.
• Playing with form and volume to generate more mutual shading.

•Orient the building's longest side along the north–south axis to reduce harsh east–west sun exposure.
• Design based on sun path and prevailing wind direction for optimal shading and ventilation.
• Placing openings strategically to promote cross-ventilation while lim-

Green Roof

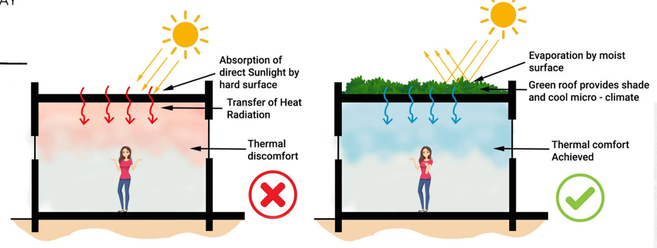

(Benefits of having Green Roof)

•Horizontal cantilever-type projections placed over windows, doors, and openings to provide shade.
•Work effectively when the sun is at its highest (summer months).
•In winter, when the sun is lower, allow sunlight penetration for passive heating.

EXTERIOR:



passive airflow system using perforated screns, jali wall or stackventilation systems enhances indoor comfort by naturally circulating fresh air and pushing air out

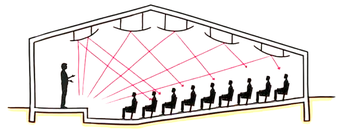

AUDITORIUM

DESIGN RESOLUTION FOR SITE CONNECTIVITY CONSTRAINT

THE AUD ROHINI CAMPUS IS DIVIDED INTO TWO DISTINCT PARCELS PLOT A (10 ACRES) AND PLOT B (8 ACRES) SEPARATED BY A 13.5 M-WIDE PUBLIC ROAD. THIS DIVISION POSES A SIGNIFICANT CHALLENGE TO FUNCTIONAL CONNECTIVITY, AS IT RESTRICTS SEAMLESS MOVEMENT BETWEEN ACADEMIC, RESIDENTIAL, AND RECREATIONAL ZONES.

TO ADDRESS THIS CONSTRAINT, THE PROPOSED SOLUTION IS THE INTEGRATION OF A PEDESTRIAN SKYWALK STRATEGICALLY POSITIONED TO CONNECT BOTH PLOTS WITHOUT DISRUPTING VEHICULAR FLOW ON THE PUBLIC ROAD.

UNINTERRUPTED CAMPUS CONTINUITY: The bridge re-establishes a physical and visual connection between the two sites, enabling fluid movement for students, faculty, and visitors.

UNIVERSAL ACCESSIBILITY: Designed with gentle ramps and few steps ensuring barrier-free movement for all users, including the elderly and differently abled.

SAFETY AND COMFORT: The walkway will be enclosed and weather-protected, equipped with adequate lighting, CCTV surveillance, and emergency call points to ensure user security at all hours.

ARCHITECTURAL INTEGRATION: The bridge will reflect the campus's architectural language, using similar material palettes and structural rhythms, becoming both a functional link and an iconic visual element.

ENHANCED USER EXPERIENCE: Incorporation of green pockets, seating nodes, and viewing points along the span, turning the connection into a social and interactive space rather than a mere transit route.





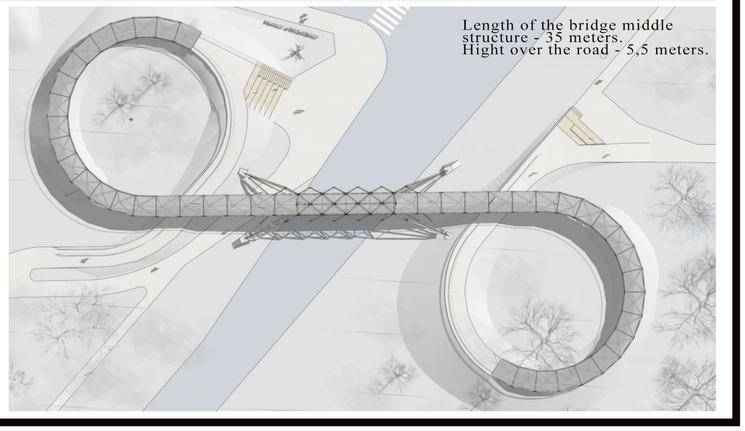

JATOTH SAI PRIYA
211110240

SUNPATH ANALYSIS

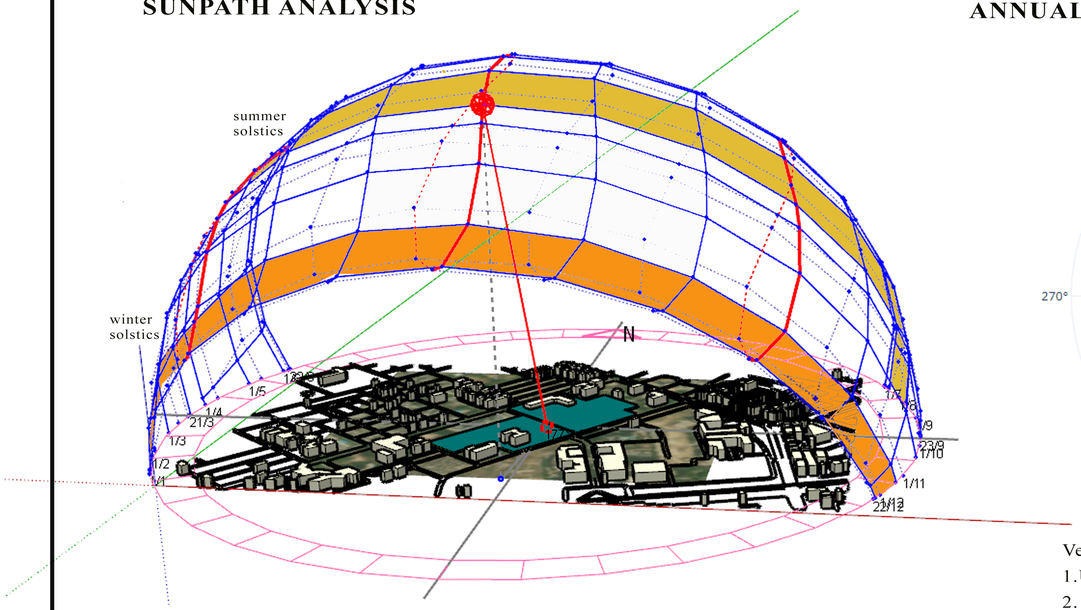

SUMMER SOLSTIC

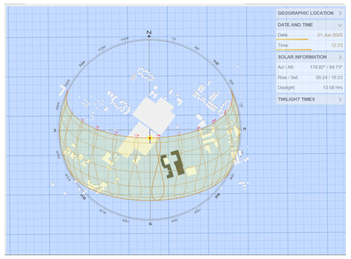

The sun reaches a very high altitude during the summer solstice—about 84.7° at noon—appearing almost directly overhead.
Daylight Duration: Longest of the year (~14 hours).
Effect on Site:
1.Shadows are very short at noon.
2.South-facing façades receive intense direct sunlight.
3.North-facing façades receive little or no direct sunlight.
4.A potential overheating risk exists, so shading devices (such as louvers, double skin facade, or deep overhangs) are essential.

WINTER SOLSTIC

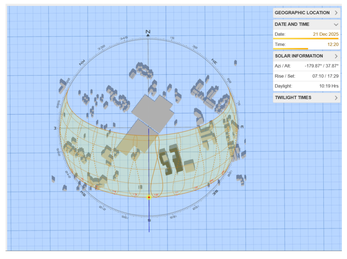

Sun Altitude: Much lower (≈ 37.8° at noon).
Daylight Duration: Shortest (~10 hours).
Effect on Site:
1.Shadows are long and stretch northward.
2.South-facing facades get maximum solar penetration useful for passive heating.
3.East and west facades get low-angled sunlight in mornings/evenings, creating glare potential.
4.North facades remain shaded most of the time.

AUTUMN EQUINOX



Sun Altitude: Moderate (≈ 61° at noon).
Daylight Duration: ~12 hours.
Effect on Site:
1.Sun rises exactly in the east and sets exactly in the west.

SPRING EQUINOX



2.Balanced solar exposure — ideal for natural daylighting
3.South façades still favorable for controlled daylight entry.
4.East and west façades receive significant sun in mornings and evenings.

ANNUAL WINDROSE ANALYSIS

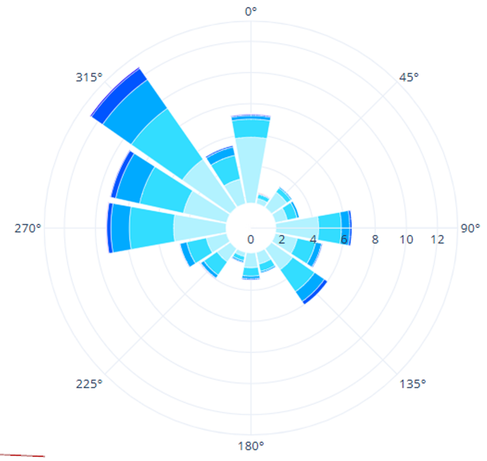



Dominant Wind Direction: Northwest (270°–330°)

Frequent Wind Speeds: 0.5 – 5.5 m/s (Light to moderate)

Calm Periods Present: Wind often drops below 0.5 m/s

Strong Wind Events: Rare, occasional winds above 5.5 m/s

DECEMBER-FEBRUARY



MARCH-MAY

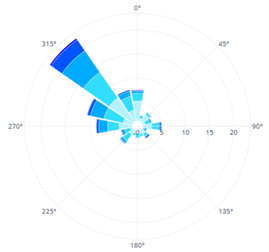

JUNE-AUGUST

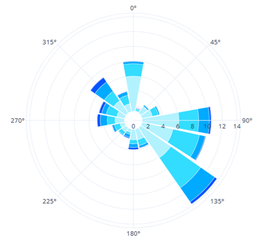

SEPTEMBER-DECEMBER



Ventilation Strategies :
1.Use west/northwest openings for cross-ventilation.
2. Avoid south side as winds are minimal.
Building Orientation:
1.Place long façades perpendicular to west–northwest winds.
2.Protect east façades from direct wind and glare.
Comfort & Landscaping :
1.Put outdoor areas on south/southeast for shelter.
2.Add windbreaks (trees/hedges) on west/northwest edges.
Structural Considerations :
1.Strengthen west/northwest façades for wind pressure.

THERMAL STRESS CHART

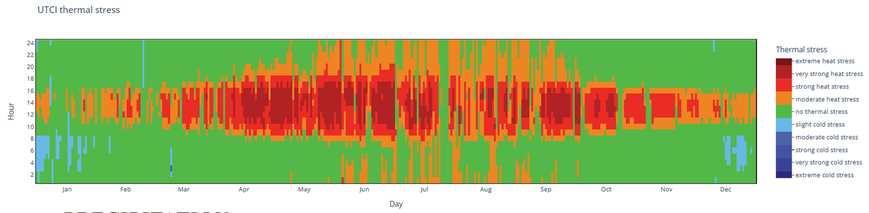

MAHONEYS TABLE PRE-DESIGN ANALYSIS :

Orientation & Form

Minimise Perimeter to Area Ratio

(Expose shorter surfaces & edges to the sun for minimal heat absorption)

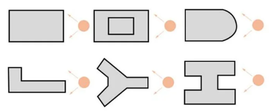

•Avoid placing masses far from each other because it will not have any benefits of mutual shading.
• Use height variations to get more shade and comfort.
• Playing with form and volume to generate more mutual shading.

Mutual Shading

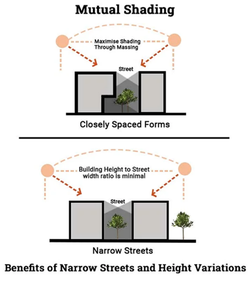

Benefits of Narrow Streets and Height Variations

•Orient the building's longest side along the north–south axis to reduce harsh east–west sun exposure.
• Design based on sun path and prevailing wind direction for optimal shading and ventilation.
• Placing openings strategically to promote cross-ventilation while limiting direct heat gain.

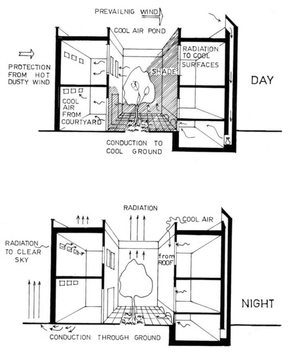

•Horizontal cantilever-type projections placed over windows, doors, and openings to provide shade.
•Work effectively when the sun is at its highest (summer months).
•In winter, when the sun is lower, allow sunlight penetration for passive heating.

PRECIPITATION:

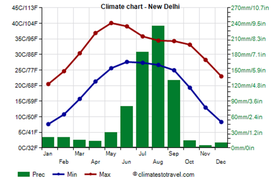

Summer (mid-March to mid-June):
Very hot (avg 37–42 °C, peaks up to 47 °C).
Monsoon (late June to late September):
Heavy rainfall (200 mm in July), high humidity.
Winter (Dec–Feb):
Mild days (20 °C), cold nights (~7 °C, can fall near 0 °C).
Transitional Seasons (Oct–Nov, Mar):
Comfortable for outdoor use.

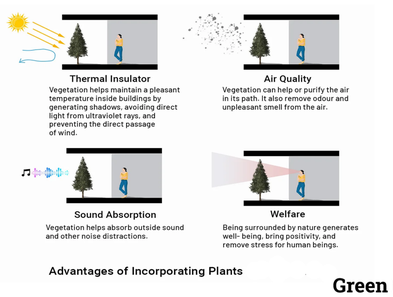

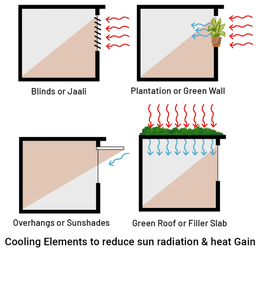

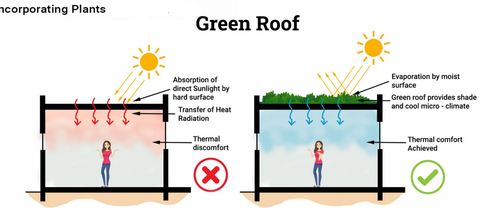

SHEET NO.
02

CLIMATE ANALYSIS

CAMPUS DESIGN

DONE BY: JATOTH SAI PRIYA
- 211110240
GUIDED BY: DR.RAHUL TIWARI

SITE DETAILS	
PROJECT TYPE	INSTITUTE CAMPUS DESIGN
SITE AREA	73000SQM
SITE LOCATION	SECTOR 3 ROHINI, DELHI INDIA
TOTAL PERMISSIBLE BUILT UP	1,67,680 SQM
INSTITUTION BUILDING BUILT-UP	90000 SQM
RESIDENTIAL BUILDING BUILT-UP	46000 SQM
F.A.R	2.25
PERCENTAGE OF GROUND COVERAGE	35%
GROUND COVERAGE	25550 SQM
ACHIEVED GROUND COVER	19620 SQM
AREA RESERVED FOR INSTITUTE	70%
AREA RESERVED FOR RESIDENTIAL	30%

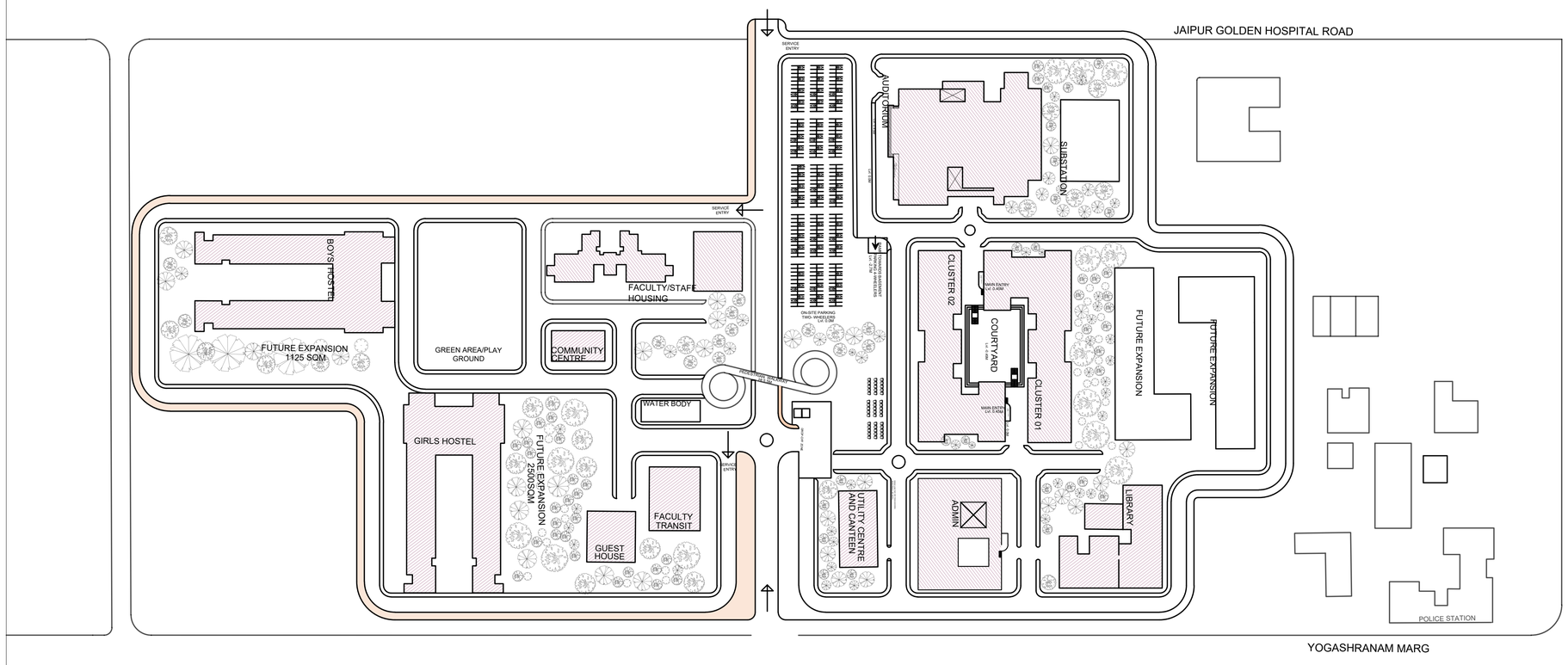

BUILDING FOOTHPRINT	
CLUSTER	1550x2 = 3100
ADMIN	1400 SQM
AUDITORIUM	3000 SQM
LIBRARY	1000
CAFETERIA	500 SQ
SUBSTATION	735 SQM
FUTURE EXPANSION	3100

BUILDING FOOTHPRINT	
HOSTELS	2050x2 = 4100
FACILITY/STAFF HOUSING	1400 SQM
AUDITORIUM	3000 SQM
COMMUNITY CENTRE	1000
CAFETERIA	500 SQM
GUEST HOUSE	380 SQM
FUTURE EXPANSION	3620

NOTE:

1. THE DRAWINGS ARE TO BE READ IN CONJUCTION WITH DRAWINGS NO.
2. ALL DIMENSIONS ARE IN MM AND ALL LEVELS ARE IN MTS.
3. ALL DIMENSIONS ARE STRUCTURAL DIMENSIONS UNLESS MENTIONED OTHERWISE.
4. THE DRAWING IS TO BE READ AND NOT TO BE SCALED.
5. FOR STRU2CTURAL DETAILS, REFER DRAWING NO.
6. FOR GENERAL NOTES REFER DRAWING NO.
7. IN CASE OF ANY DISCREPANCY IT SHOULD BE BROUGHT TO THE NOTICE OF THE ARCHITECT PRIOR TO CONSTRUCTION AT THE SITE.
8. THE DRAWING HAS NOT BEEN PUBLISHED AND IS THE SOLE PROPERTY OF VITH SEMESTER ARCHITECTURE AND IS ISSUED TO THE PARTY FOR THE SPECIFIC PURPOSE AS STATED IN THE AGREEMENT AND IT SHALL NOT BE REPRODUCED, COPIED, LENT OR OTHERWISE DISPOSED OFF DIRECTLY OR INDIRECTLY NOT USED FOR ANY OTHER PURPOSE OTHER THAN FOR WHICH IT IS FURNISHED.

PRINTS:

PRINTS ISSUED TO:	NO. OF PRINTS:	DATE:	REMARKS:

REVISION:

	DETAILS:	DATE:	CHECKED:	APPROVED:

PROJECT:
Dr.B.R.AMBEDKAR UNIVERSITY, DELHI.

PROPOSING AGENCY:
PWD (PUBLIC WORK DEPARTMENT), DELHI.

DRAWING:
RENDERS

SCALE:
1:1000

NORTH:

DESIGNED BY:
JATOTH SAI PRIYA
211110012

GUIDED BY:
DR. RAHUL TIWARI
ASSOCIATE PROFESSOR,
ARCH & PLANNING DEPARTMENT
MANIT, BHOPAL

REVISIONS:

A	B	C	D	E	

SHEET NO:

ARC001

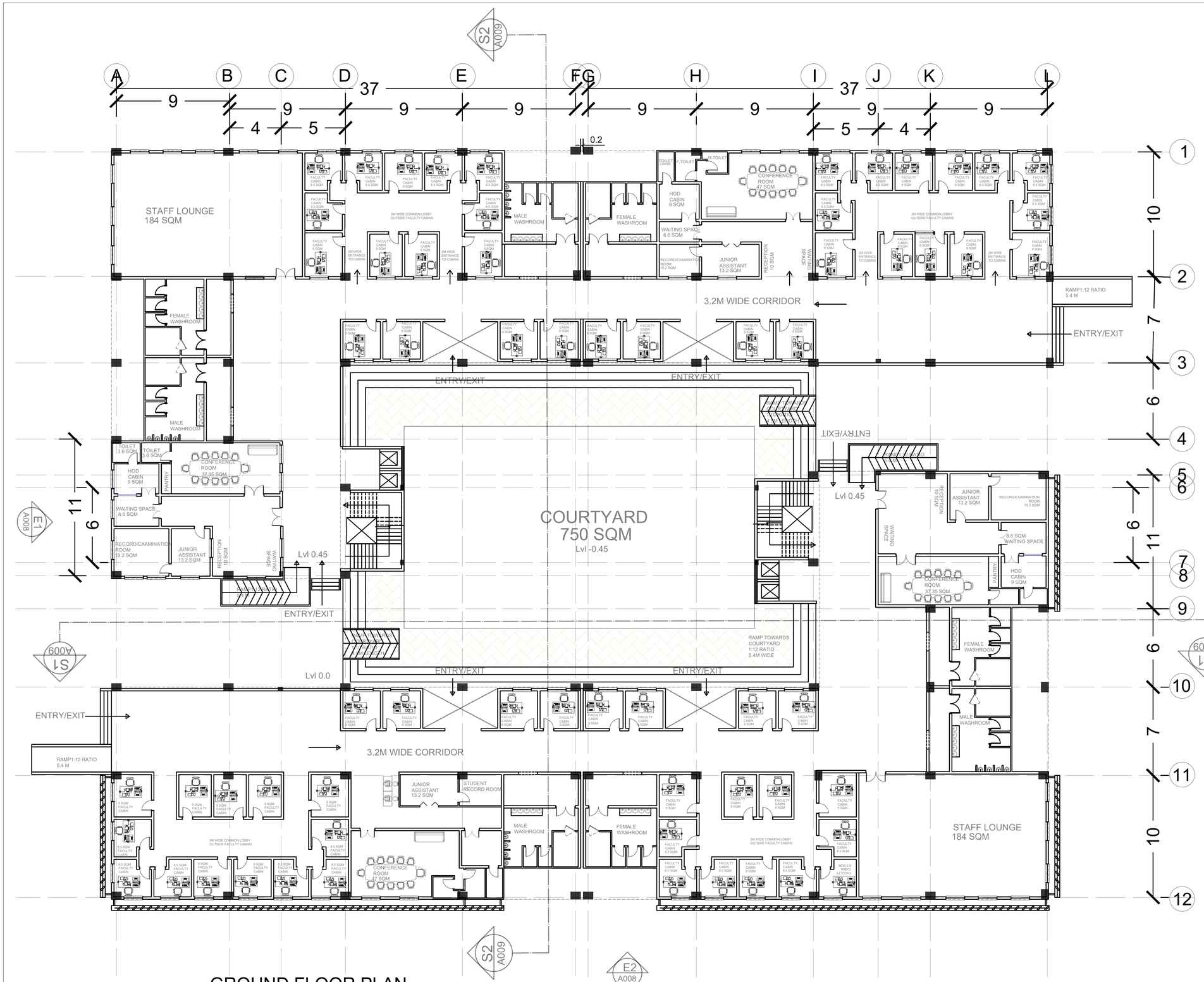

GROUND FLOOR PLAN

NOTE:

1. THE DRAWINGS ARE TO BE READ IN CONJUCTION WITH DRAWINGS NO.
2. ALL DIMENSIONS ARE IN METERS AND ALL LEVELS ARE IN MTS.
3. ALL DIMENSIONS ARE STRUCTURAL DIMENSIONS UNLESS MENTIONED OTHERWISE.
4. THE DRAWING IS TO BE READ AND NOT TO BE SCALED.
5. FOR STRU2CTURAL DETAILS, REFER DRAWING NO.
6. FOR GENERAL NOTES REFER DRAWING NO.
7. IN CASE OF ANY DISCREPANCY IT SHOULD BE BROUGHT TO THE NOTICE OF THE ARCHITECT PRIOR TO CONSTRUCTION AT THE SITE.
8. THE DRAWING HAS NOT BEEN PUBLISHED AND IS THE SOLE PROPERTY OF VITH SEMESTER ARCHITECTURE AND IS ISSUED TO THE PARTY FOR THE SPECIFIC PURPOSE AS STATED IN THE AGREEMENT AND IT SHALL NOT BE REPRODUCED, COPIED, LENT OR OTHERWISE DISPOSED OFF DIRECTLY OR INDIRECTLY NOT USED FOR ANY OTHER PURPOSE OTHER THAN FOR WHICH IT IS FURNISHED.

KEY PLAN:

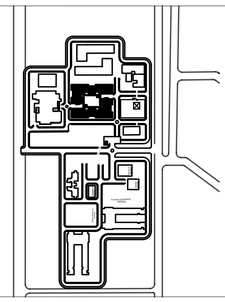

PROJECT:
Dr.B.R.AMBEDKAR UNIVERSITY, DELHI.

PROPOSING AGENCY:
PWD (PUBLIC WORK DEPARTMENT), DELHI.

DRAWING:
INSTITUTE PLAN

SCALE:
1:150

NORTH:

DESIGNED BY:
JATOTH SAI PRIYA
211110240

GUIDED BY:
Dr. RAHUL TIWARI
ASSOCIATE PROFESSOR,
ARCHITECTURE & PLANNING DEPARTMENT
MANIT, BHOPAL

REVISIONS:

A	B	C	D	E	

SHEET NO:

ARC002

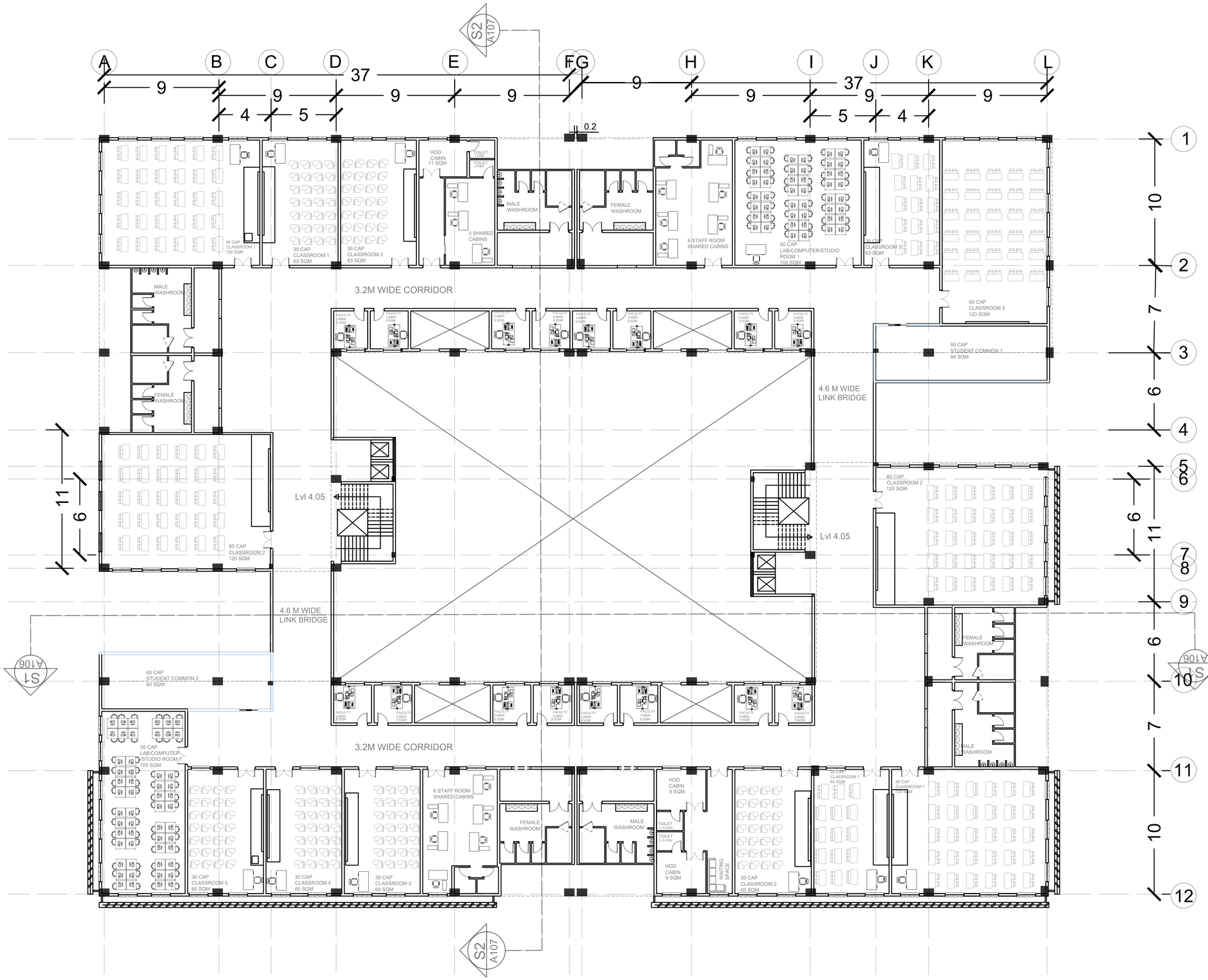

FIRST FLOOR PLAN

NOTE:

1. THE DRAWINGS ARE TO BE READ IN CONJUCTION WITH DRAWINGS NO.
2. ALL DIMENSIONS ARE IN METERS AND ALL LEVELS ARE IN MTS.
3. ALL DIMENSIONS ARE STRUCTURAL DIMENSIONS UNLESS MENTIONED OTHERWISE.
4. THE DRAWING IS TO BE READ AND NOT TO BE SCALED.
5. FOR STRU2CTURAL DETAILS, REFER DRAWING NO.
6. FOR GENERAL NOTES REFER DRAWING NO.
7. IN CASE OF ANY DISCREPANCY IT SHOULD BE BROUGHT TO THE NOTICE OF THE ARCHITECT PRIOR TO CONSTRUCTION AT THE SITE.
8. THE DRAWING HAS NOT BEEN PUBLISHED AND IS THE SOLE PROPERTY OF VITH SEMESTER ARCHITECTURE AND IS ISSUED TO THE PARTY FOR THE SPECIFIC PURPOSE AS STATED IN THE AGREEMENT AND IT SHALL NOT BE REPRODUCED, COPIED, LENT OR OTHERWISE DISPOSED OFF DIRECTLY OR INDIRECTLY NOT USED FOR ANY OTHER PURPOSE OTHER THAN FOR WHICH IT IS FURNISHED.

KEY PLAN:

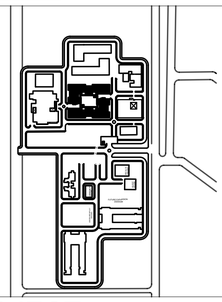

PROJECT:
Dr.B.R.AMBEDKAR UNIVERSITY, DELHI.

PROPOSING AGENCY:
PWD (PUBLIC WORK DEPARTMENT), DELHI.

DRAWING:
INSTITUTE PLAN

SCALE:
1:150

NORTH:

DESIGNED BY:
JATOTH SAI PRIYA
211110240

GUIDED BY:
Dr. RAHUL TIWARI
ASSOCIATE PROFESSOR,
ARCHITECTURE & PLANNING DEPARTMENT
MANIT, BHOPAL

REVISIONS:

A	B	C	D	E	

SHEET NO:

ARC003

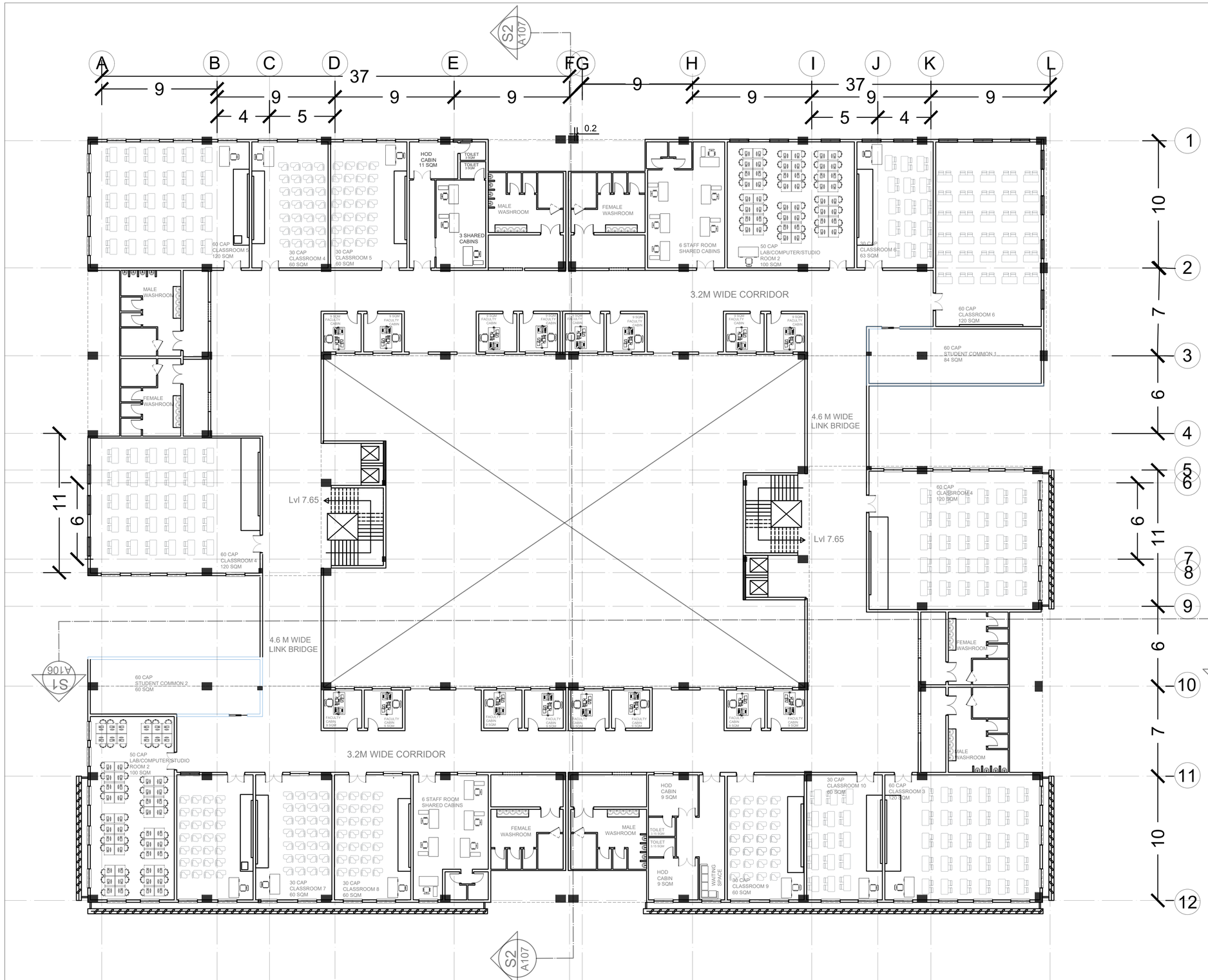

SECOND FLOOR PLAN

NOTE:

1. THE DRAWINGS ARE TO BE READ IN CONJUCTION WITH DRAWINGS NO.
2. ALL DIMENSIONS ARE IN METERS AND ALL LEVELS ARE IN MTS.
3. ALL DIMENSIONS ARE STRUCTURAL DIMENSIONS UNLESS MENTIONED OTHERWISE.
4. THE DRAWING IS TO BE READ AND NOT TO BE SCALED.
5. FOR STRU2CTURAL DETAILS, REFER DRAWING NO.
6. FOR GENERAL NOTES REFER DRAWING NO.
7. IN CASE OF ANY DISCREPANCY IT SHOULD BE BROUGHT TO THE NOTICE OF THE ARCHITECT PRIOR TO CONSTRUCTION AT THE SITE.
8. THE DRAWING HAS NOT BEEN PUBLISHED AND IS THE SOLE PROPERTY OF VITH SEMESTER ARCHITECTURE AND IS ISSUED TO THE PARTY FOR THE SPECIFIC PURPOSE AS STATED IN THE AGREEMENT AND IT SHALL NOT BE REPRODUCED, COPIED, LENT OR OTHERWISE DISPOSED OFF DIRECTLY OR INDIRECTLY NOT USED FOR ANY OTHER PURPOSE OTHER THAN FOR WHICH IT IS FURNISHED.

KEY PLAN:

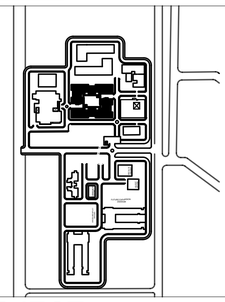

PROJECT:
Dr.B.R.AMBEDKAR UNIVERSITY, DELHI.

PROPOSING AGENCY:
PWD (PUBLIC WORK DEPARTMENT), DELHI.

DRAWING:
INSTITUTE PLAN

SCALE:
1:150

NORTH:

DESIGNED BY:
JATOTH SAI PRIYA
211110240

GUIDED BY:
Dr. RAHUL TIWARI
ASSOCIATE PROFESSOR,
ARCHITECTURE & PLANNING DEPARTMENT
MANIT, BHOPAL

REVISIONS:

A	B	C	D	E	

SHEET NO:

ARC004

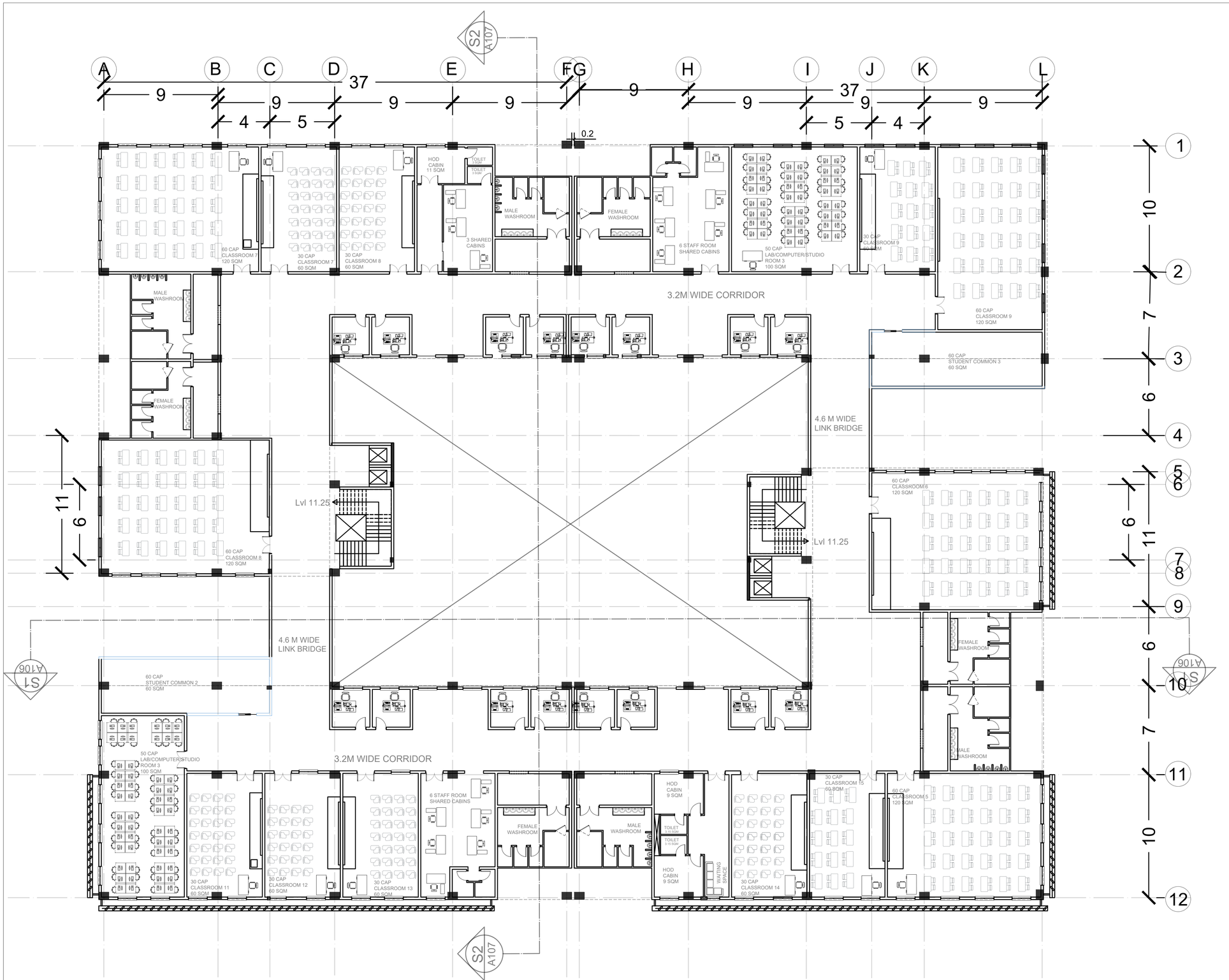

THIRD FLOOR PLAN

NOTE:

1. THE DRAWINGS ARE TO BE READ IN CONJUCTION WITH DRAWINGS NO.
2. ALL DIMENSIONS ARE IN METERS AND ALL LEVELS ARE IN MTS.
3. ALL DIMENSIONS ARE STRUCTURAL DIMENSIONS UNLESS MENTIONED OTHERWISE.
4. THE DRAWING IS TO BE READ AND NOT TO BE SCALED.
5. FOR STRU2CTURAL DETAILS, REFER DRAWING NO.
6. FOR GENERAL NOTES REFER DRAWING NO.
7. IN CASE OF ANY DISCREPANCY IT SHOULD BE BROUGHT TO THE NOTICE OF THE ARCHITECT PRIOR TO CONSTRUCTION AT THE SITE.
8. THE DRAWING HAS NOT BEEN PUBLISHED AND IS THE SOLE PROPERTY OF VITH SEMESTER ARCHITECTURE AND IS ISSUED TO THE PARTY FOR THE SPECIFIC PURPOSE AS STATED IN THE AGREEMENT AND IT SHALL NOT BE REPRODUCED, COPIED, LENT OR OTHERWISE DISPOSED OFF DIRECTLY OR INDIRECTLY NOT USED FOR ANY OTHER PURPOSE OTHER THAN FOR WHICH IT IS FURNISHED.

KEY PLAN:

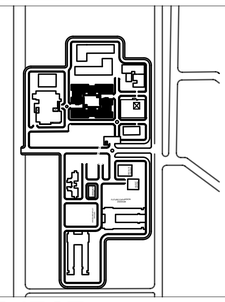

PROJECT:
Dr.B.R.AMBEDKAR UNIVERSITY, DELHI.

PROPOSING AGENCY:
PWD (PUBLIC WORK DEPARTMENT), DELHI.

DRAWING:
INSTITUTE PLAN

SCALE:
1:150

NORTH:

DESIGNED BY:
JATOTH SAI PRIYA
211110240

GUIDED BY:
Dr. RAHUL TIWARI
ASSOCIATE PROFESSOR,
ARCHITECTURE & PLANNING DEPARTMENT
MANIT, BHOPAL

REVISIONS:

A	B	C	D	E	

SHEET NO:

ARC005

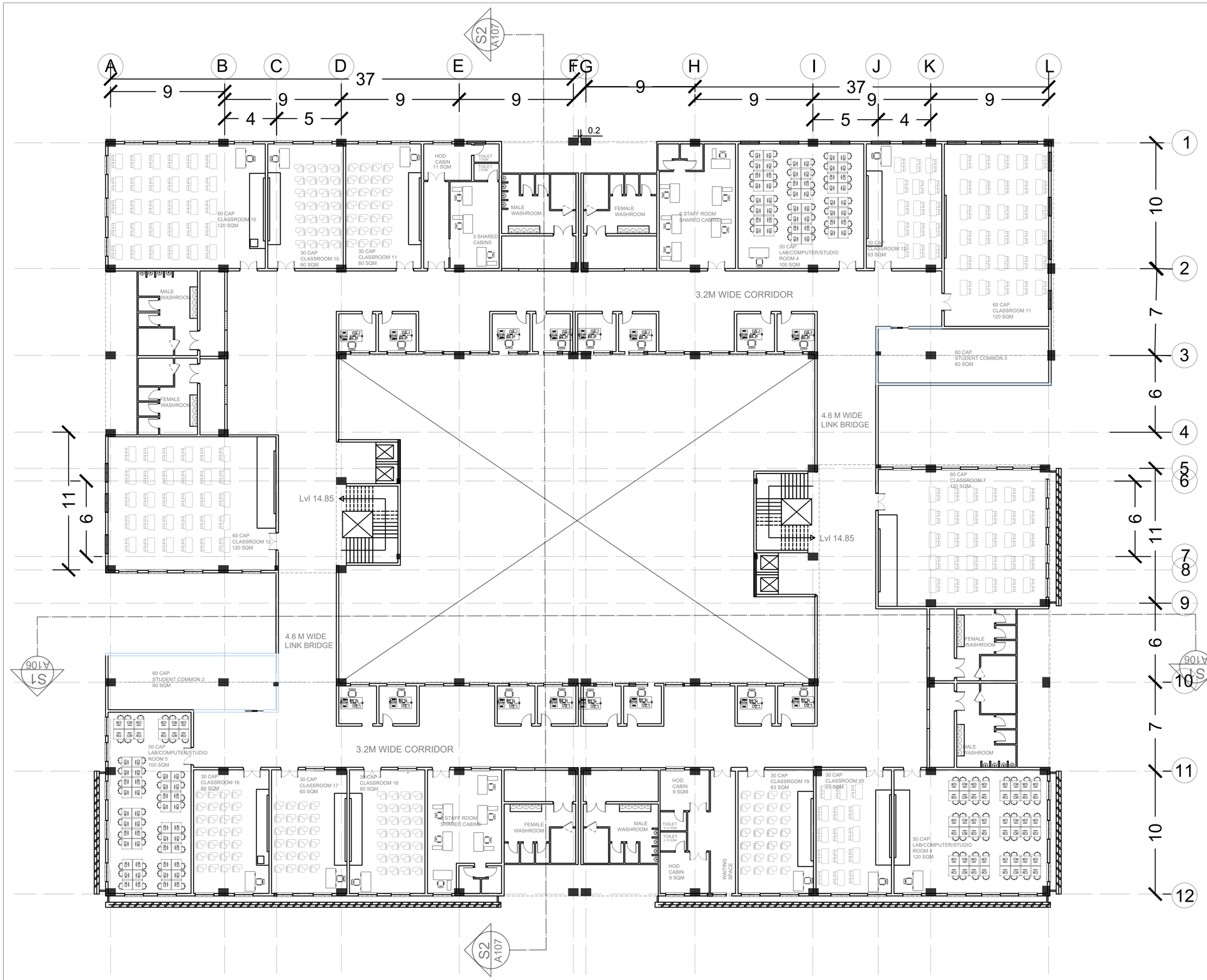

FOURTH FLOOR PLAN

NOTE:

1. THE DRAWINGS ARE TO BE READ IN CONJUCTION WITH DRAWINGS NO.
2. ALL DIMENSIONS ARE IN METERS AND ALL LEVELS ARE IN MTS.
3. ALL DIMENSIONS ARE STRUCTURAL DIMENSIONS UNLESS MENTIONED OTHERWISE.
4. THE DRAWING IS TO BE READ AND NOT TO BE SCALED.
5. FOR STRU2CTURAL DETAILS, REFER DRAWING NO.
6. FOR GENERAL NOTES REFER DRAWING NO.
7. IN CASE OF ANY DISCREPANCY IT SHOULD BE BROUGHT TO THE NOTICE OF THE ARCHITECT PRIOR TO CONSTRUCTION AT THE SITE.
8. THE DRAWING HAS NOT BEEN PUBLISHED AND IS THE SOLE PROPERTY OF VITH SEMESTER ARCHITECTURE AND IS ISSUED TO THE PARTY FOR THE SPECIFIC PURPOSE AS STATED IN THE AGREEMENT AND IT SHALL NOT BE REPRODUCED, COPIED, LENT OR OTHERWISE DISPOSED OFF DIRECTLY OR INDIRECTLY NOT USED FOR ANY OTHER PURPOSE OTHER THAN FOR WHICH IT IS FURNISHED.

KEY PLAN:

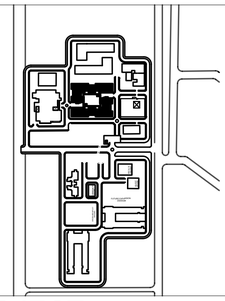

PROJECT:
Dr.B.R.AMBEDKAR UNIVERSITY, DELHI.

PROPOSING AGENCY:
PWD (PUBLIC WORK DEPARTMENT), DELHI.

DRAWING:
INSTITUTE PLAN

SCALE:
1:150

NORTH:



DESIGNED BY:
JATOTH SAI PRIYA
211110240

GUIDED BY:
Dr. RAHUL TIWARI
ASSOCIATE PROFESSOR,
ARCHITECTURE & PLANNING DEPARTMENT
MANIT, BHOPAL

REVISIONS:

A	B	C	D	E	

SHEET NO:

ARC006

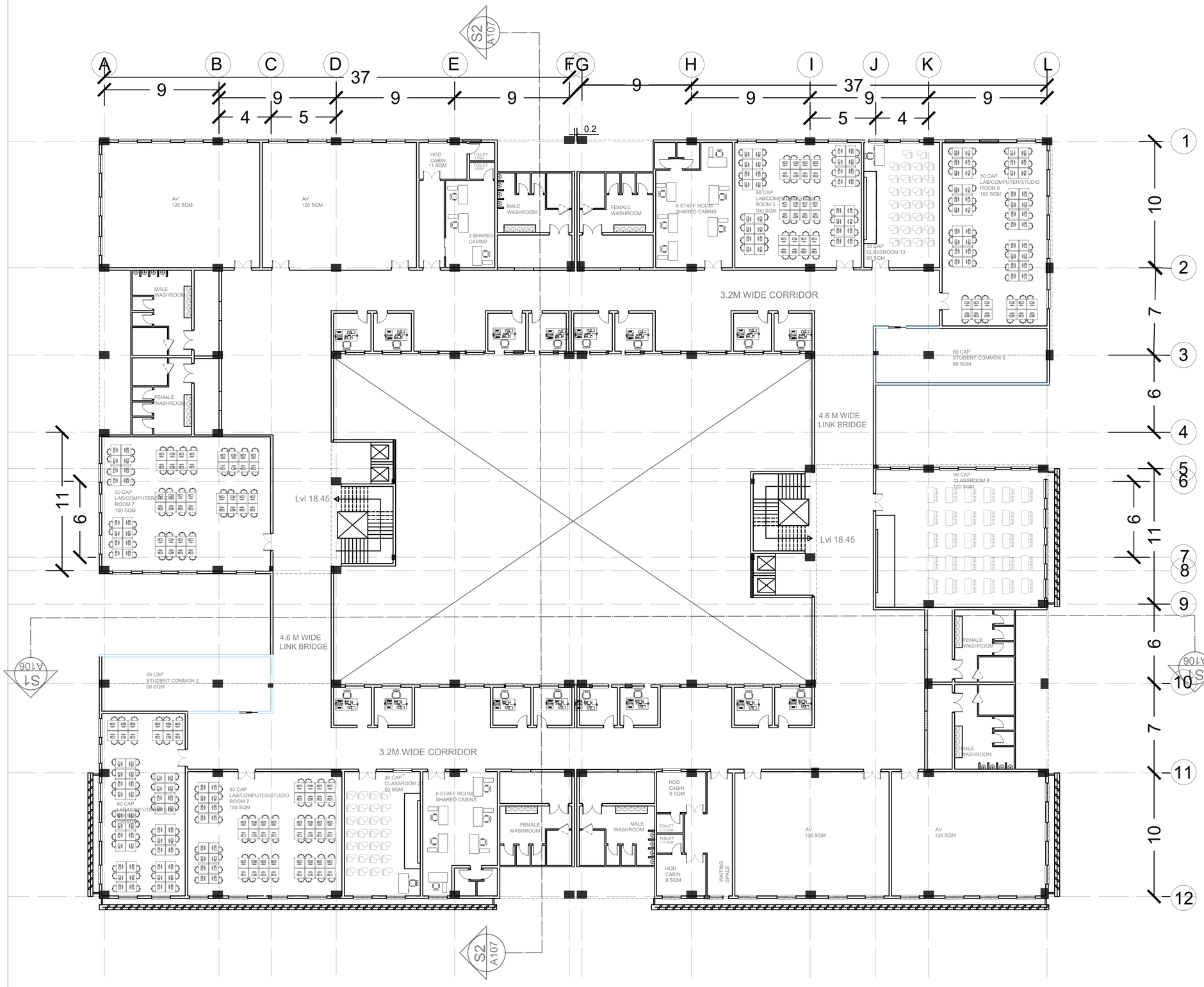

FIFTH FLOOR PLAN

NOTE:

1. THE DRAWINGS ARE TO BE READ IN CONJUCTION WITH DRAWINGS NO.
2. ALL DIMENSIONS ARE IN METERS AND ALL LEVELS ARE IN MTS.
3. ALL DIMENSIONS ARE STRUCTURAL DIMENSIONS UNLESS MENTIONED OTHERWISE.
4. THE DRAWING IS TO BE READ AND NOT TO BE SCALED.
5. FOR STRU2CTURAL DETAILS, REFER DRAWING NO.
6. FOR GENERAL NOTES REFER DRAWING NO.
7. IN CASE OF ANY DISCREPANCY IT SHOULD BE BROUGHT TO THE NOTICE OF THE ARCHITECT PRIOR TO CONSTRUCTION AT THE SITE.
8. THE DRAWING HAS NOT BEEN PUBLISHED AND IS THE SOLE PROPERTY OF VITH SEMESTER ARCHITECTURE AND IS ISSUED TO THE PARTY FOR THE SPECIFIC PURPOSE AS STATED IN THE AGREEMENT AND IT SHALL NOT BE REPRODUCED, COPIED, LENT OR OTHERWISE DISPOSED OFF DIRECTLY OR INDIRECTLY NOT USED FOR ANY OTHER PURPOSE OTHER THAN FOR WHICH IT IS FURNISHED.

KEY PLAN:

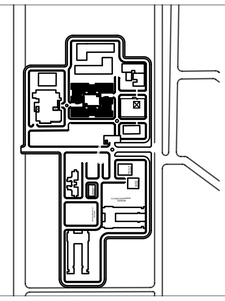

PROJECT:
Dr.B.R.AMBEDKAR UNIVERSITY, DELHI.

PROPOSING AGENCY:
PWD (PUBLIC WORK DEPARTMENT), DELHI.

DRAWING:
INSTITUTE PLAN

SCALE:
1:150

NORTH:

DESIGNED BY:
JATOTH SAI PRIYA
211110240

GUIDED BY:
Dr. RAHUL TIWARI
ASSOCIATE PROFESSOR,
ARCHITECTURE & PLANNING DEPARTMENT
MANIT, BHOPAL

REVISIONS:

A	B	C	D	E	

SHEET NO:

ARC007

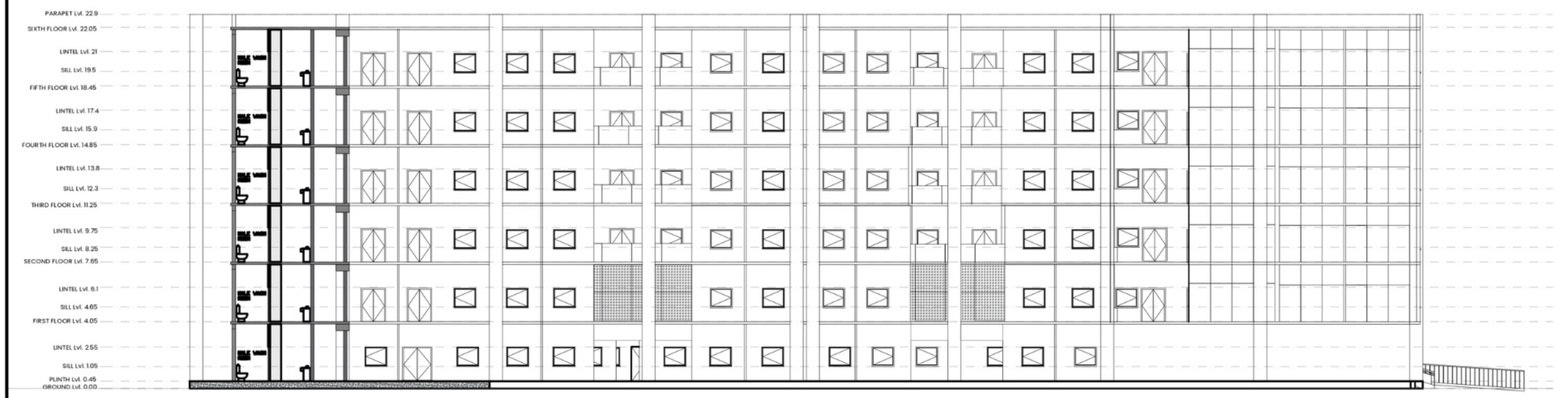

SECTION B

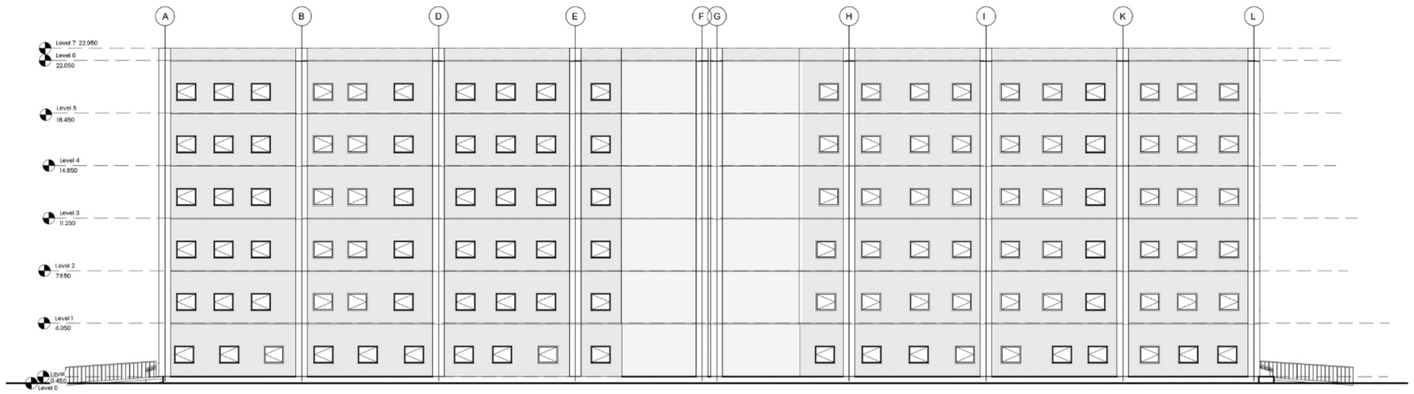

NORTH
ELEVATION B







	AUD CAMPUS ROHINI SECTOR 3 DELHI.	CLUSTERS SECTION , ELEVATION AND VIEW	GUIDED BY: Dr. RAHUL TIWARI	DONE BY: JATOTH SAI PRIYA 211110240	SHEET NO: 8

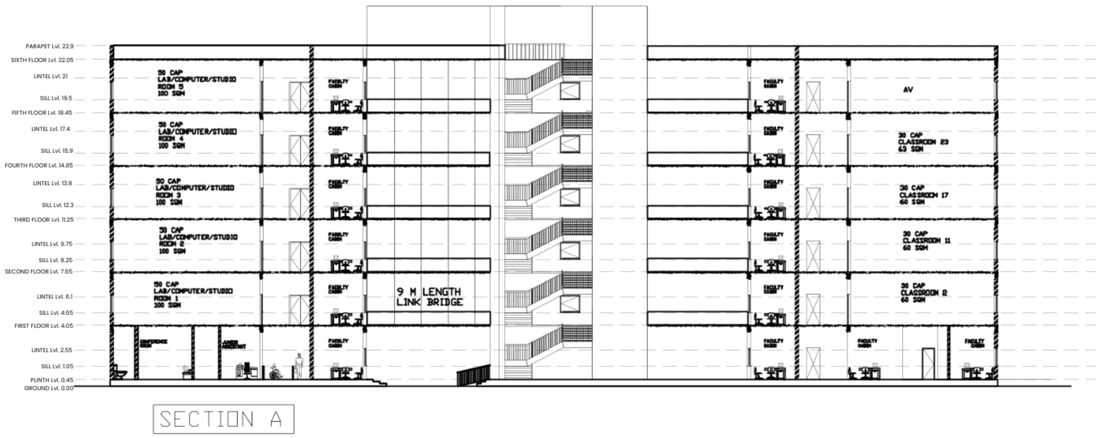

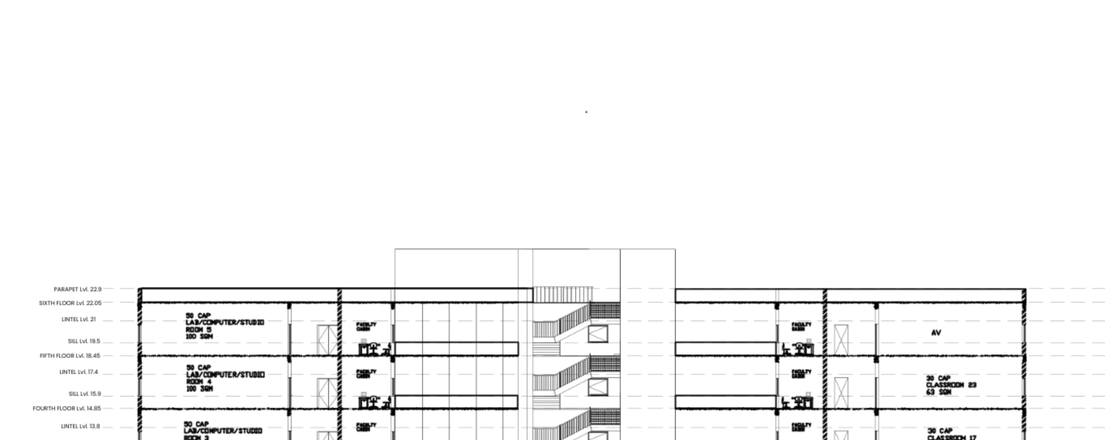





N	AUD CAMPUS ROHINI SECTOR 3 DELHI.	SCALE: 1:200	CLUSTERS SECTION , ELEVATION AND VIEW	GUIDED BY: Dr. RAHUL TIWARI	DONE BY: JATOTH SAI PRIYA 211110240	SHEET NO: 9







NOTE:

1. THE DRAWINGS ARE TO BE READ IN CONJUCTION WITH DRAWINGS NO.
2. ALL DIMENSIONS ARE IN MM AND ALL LEVELS ARE IN MTS.
3. ALL DIMENSIONS ARE STRUCTURAL DIMENSIONS UNLESS MENTIONED OTHERWISE.
4. THE DRAWING IS TO BE READ AND NOT TO BE SCALED. FOR STRU2CTURAL DETAILS, REFER DRAWING NO. FOR GENERAL
5. NOTES REFER DRAWING NO.
6. IN CASE OF ANY DISCREPANCY IT SHOULD BE BROUGHT TO
7. THE NOTICE OF THE ARCHITECT PRIOR TO CONSTRUCTION AT THE SITE.
8. THE DRAWING HAS NOT BEEN PUBLISHED AND IS THE SOLE PROPERTY OF VITH SEMESTER ARCHITECTURE AND IS ISSUED TO THE PARTY FOR THE SPECIFIC PURPOSE AS STATED IN THE AGREEMENT AND IT SHALL NOT BE REPRODUCED, COPIED, LENT OR OTHERWISE DISPOSED OFF DIRECTLY OR INDIRECTLY NOT USED FOR ANY OTHER PURPOSE OTHER THAN FOR WHICH IT IS FURNISHED.

PRINTS:

PRINTS ISSUED TO	NO. OF PRINTS:	DATE:	REMARKS:

REVISION:

	DETAILS:	DATE:	CHECKED:	APPROVED:

PROJECT:
Dr.B.R.AMBEDKAR UNIVERSITY, DELHI.

PROPOSING AGENCY:
PWD (PUBLIC WORK DEPARTMENT), DELHI.

DRAWING:
SITE MODEL RENDERS

SCALE:
1:1

NORTH:

DESIGNED BY:
JATOTH SAI PRIYA
211110012

GUIDED BY:
DR.RAHUL TIWARI
ASSOCIATE PROFESSOR,
ARCH & PLANNING DEPARTMENT
MANIT, BHOPAL

REVISIONS:

A	B	C	D	E	

SHEET NO:

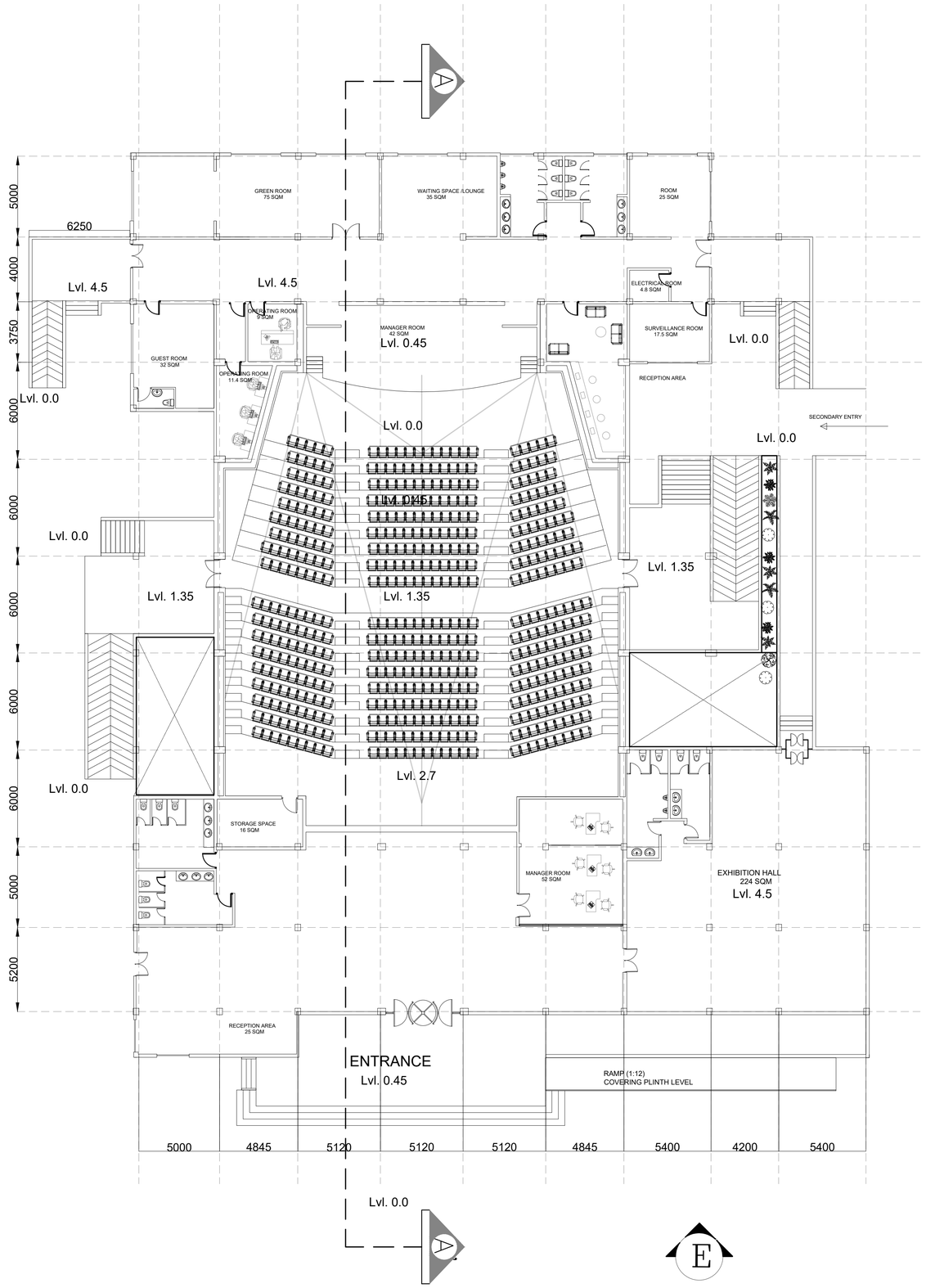

NOTE:

1. THE DRAWINGS ARE TO BE READ IN CONJUCTION WITH DRAWINGS NO.
2. ALL DIMENSIONS ARE IN MM AND ALL LEVELS ARE IN MTS.
3. ALL DIMENSIONS ARE STRUCTURAL DIMENSIONS UNLESS MENTIONED OTHERWISE.
4. THE DRAWING IS TO BE READ AND NOT TO BE SCALED.
5. FOR STRU2CTURAL DETAILS, REFER DRAWING NO.
6. FOR GENERAL NOTES REFER DRAWING NO.
7. IN CASE OF ANY DISCREPANCY IT SHOULD BE BROUGHT TO THE NOTICE OF THE ARCHITECT PRIOR TO CONSTRUCTION AT THE SITE.
8. THE DRAWING HAS NOT BEEN PUBLISHED AND IS THE SOLE PROPERTY OF VITH SEMESTER ARCHITECTURE AND IS ISSUED TO THE PARTY FOR THE SPECIFIC PURPOSE AS STATED IN THE AGREEMENT AND IT SHALL NOT BE REPRODUCED, COPIED, LENT OR OTHERWISE DISPOSED OFF DIRECTLY OR INDIRECTLY NOT USED FOR ANY OTHER PURPOSE OTHER THAN FOR WHICH IT IS FURNISHED.

KEY PLAN

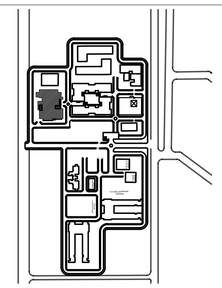

PROJECT:

Dr.B.R.AMBEDKAR UNIVERSITY, DELHI.

PROPOSING AGENCY:

PWD (PUBLIC WORK DEPARTMENT), DELHI.

DRAWING:

MIG FLOOR PLAN

SCALE:

1:1

NORTH:

DESIGNED BY:

JATOTH SAI PRIYA
211110012

GUIDED BY:

DR. RAHUL TIWARI
ASSOCIATE PROFESSOR,
ARCH & PLANNING DEPARTMENT
MANIT, BHOPAL

REVISIONS:

A	B	C	D	E	

SHEET NO:

ARC010







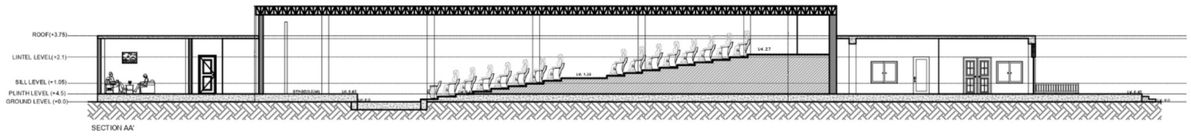

SECTION AA'

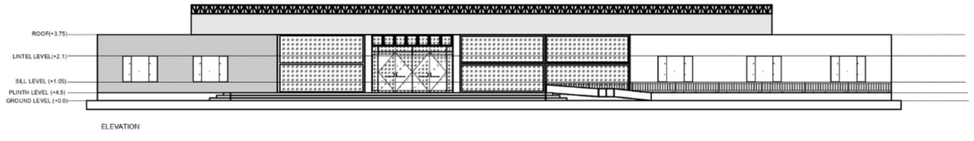

ELEVATION

NOTE:

1. THE DRAWINGS ARE TO BE READ IN CONJUCTION WITH DRAWINGS NO.
2. ALL DIMENSIONS ARE IN MM AND ALL LEVELS ARE IN MTS.
3. ALL DIMENSIONS ARE STRUCTURAL DIMENSIONS UNLESS MENTIONED OTHERWISE.
4. THE DRAWING IS TO BE READ AND NOT TO BE SCALED. FOR STRU2CTURAL DETAILS, REFER DRAWING NO. FOR GENERAL
5. NOTES REFER DRAWING NO.
6. IN CASE OF ANY DISCREPANCY IT SHOULD BE BROUGHT TO
7. THE NOTICE OF THE ARCHITECT PRIOR TO CONSTRUCTION AT THE SITE.
8. THE DRAWING HAS NOT BEEN PUBLISHED AND IS THE SOLE PROPERTY OF VITH SEMESTER ARCHITECTURE AND IS ISSUED TO THE PARTY FOR THE SPECIFIC PURPOSE AS STATED IN THE AGREEMENT AND IT SHALL NOT BE REPRODUCED, COPIED, LENT OR OTHERWISE DISPOSED OFF DIRECTLY OR INDIRECTLY NOT USED FOR ANY OTHER PURPOSE OTHER THAN FOR WHICH IT IS FURNISHED.

PRINTS:

PRINTS ISSUED TO	NO. OF PRINTS:	DATE:	REMARKS:

REVISION:

	DETAILS:	DATE:	CHECKED:	APPROVED:

PROJECT:
Dr.B.R.AMBEDKAR UNIVERSITY, DELHI.

PROPOSING AGENCY:
PWD (PUBLIC WORK DEPARTMENT), DELHI.

DRAWING:
AUDITORIUM

SCALE:
1:1

NORTH:

DESIGNED BY:
JATOTH SAI PRIYA
211110012

GUIDED BY:
DR.RAHUL TIWARI
ASSOCIATE PROFESSOR,
ARCH & PLANNING DEPARTMENT
MANIT, BHOPAL

REVISIONS:

A	B	C	D	E	

SHEET NO:

ARC011

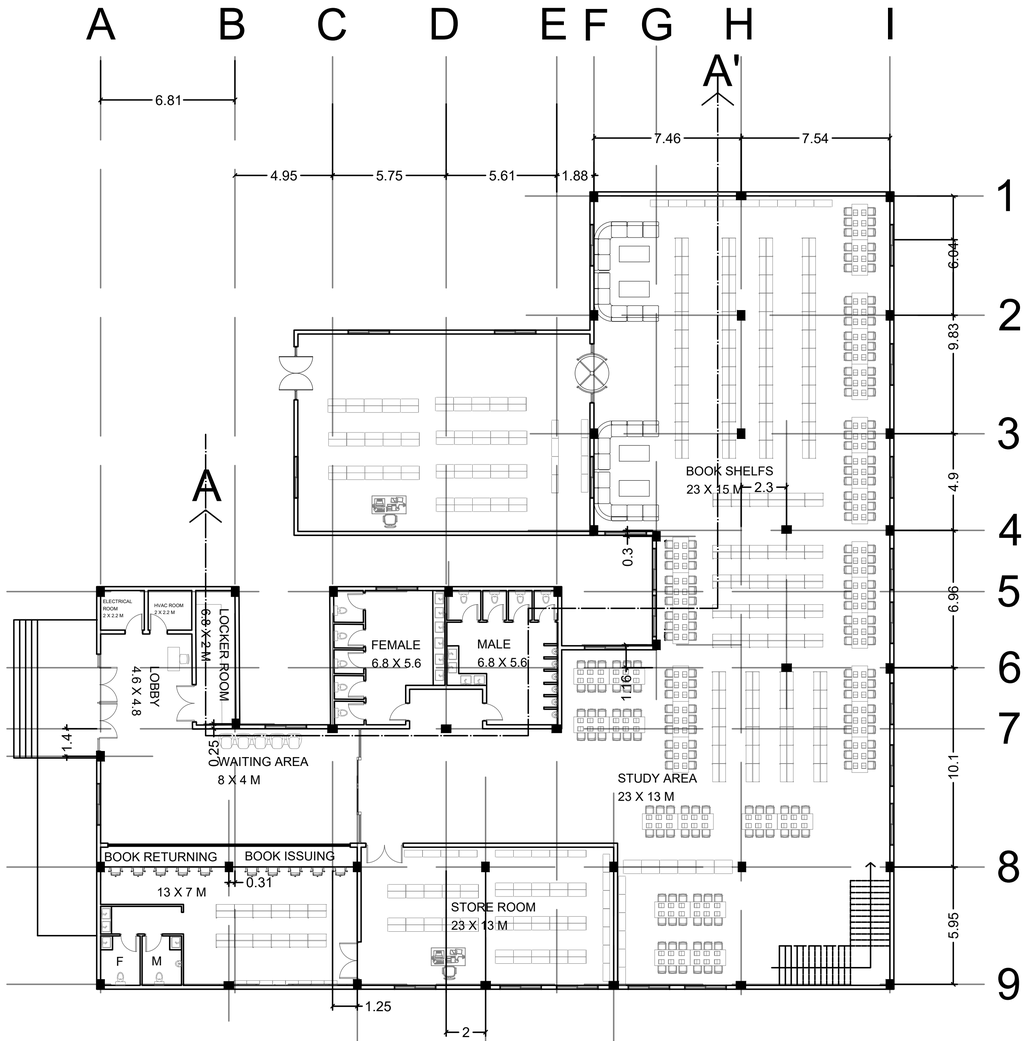

GROUND FLOOR

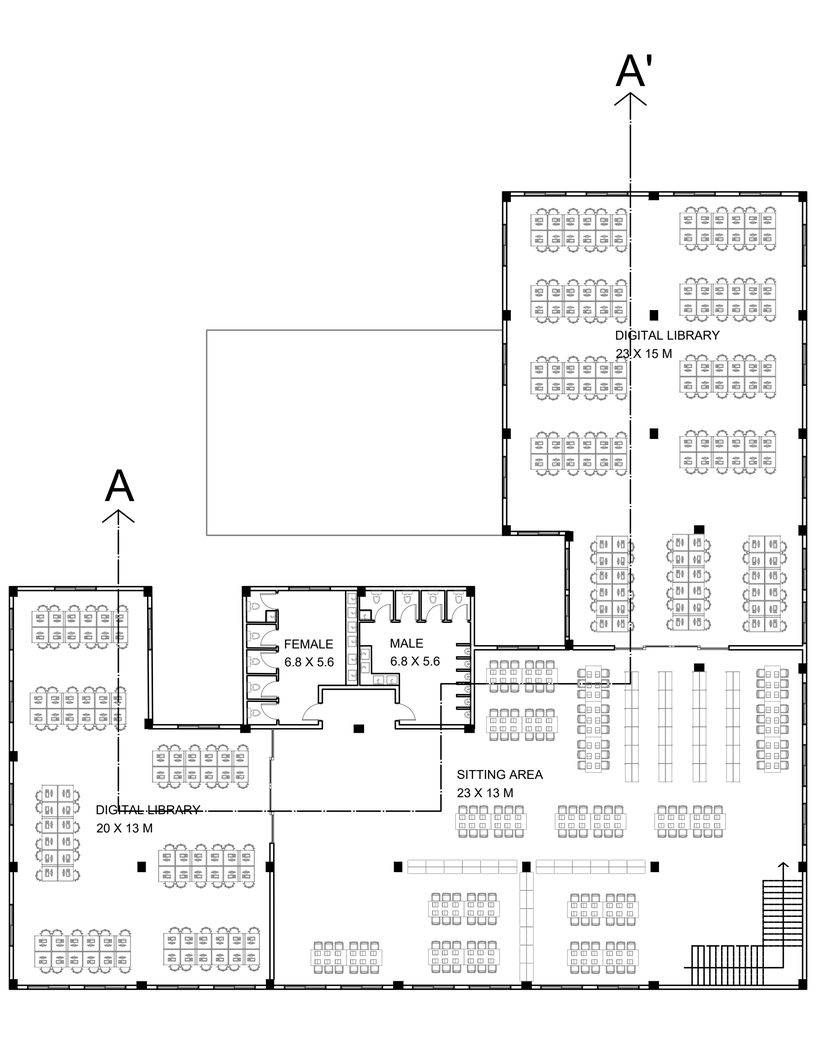

FIRST FLOOR

NOTE:

1. THE DRAWINGS ARE TO BE READ IN CONJUCTION WITH DRAWINGS NO.
2. ALL DIMENSIONS ARE IN METERS AND ALL LEVELS ARE IN MTS.
3. ALL DIMENSIONS ARE STRUCTURAL DIMENSIONS UNLESS MENTIONED OTHERWISE.
4. THE DRAWING IS TO BE READ AND NOT TO BE SCALED.
5. FOR STRU2CTURAL DETAILS, REFER DRAWING NO.
6. FOR GENERAL NOTES REFER DRAWING NO.
7. IN CASE OF ANY DISCREPANCY IT SHOULD BE BROUGHT TO THE NOTICE OF THE ARCHITECT PRIOR TO CONSTRUCTION AT THE SITE.
8. THE DRAWING HAS NOT BEEN PUBLISHED AND IS THE SOLE PROPERTY OF VITH SEMESTER ARCHITECTURE AND IS ISSUED TO THE PARTY FOR THE SPECIFIC PURPOSE AS STATED IN THE AGREEMENT AND IT SHALL NOT BE REPRODUCED, COPIED, LENT OR OTHERWISE DISPOSED OFF DIRECTLY OR INDIRECTLY NOT USED FOR ANY OTHER PURPOSE OTHER THAN FOR WHICH IT IS FURNISHED.

KEY PLAN:

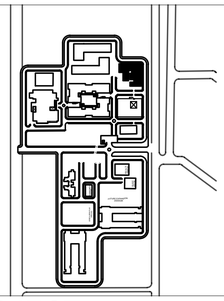

PROJECT:
Dr.B.R.AMBEDKAR UNIVERSITY, DELHI.

PROPOSING AGENCY:
PWD (PUBLIC WORK DEPARTMENT), DELHI.

DRAWING:
LIBRARY

SCALE:
1:150

NORTH:



DESIGNED BY:
JATOTH SAI PRIYA
211110240

GUIDED BY:
Dr. RAHUL TIWARI
ASSOCIATE PROFESSOR,
ARCHITECTURE & PLANNING DEPARTMENT
MANIT, BHOPAL

REVISIONS:

A	B	C	D	E	

SHEET NO:

ARC012

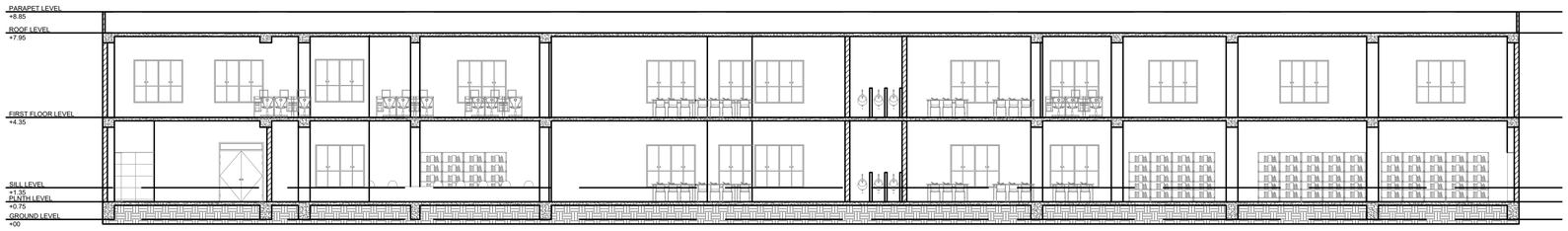

SECTION AA'

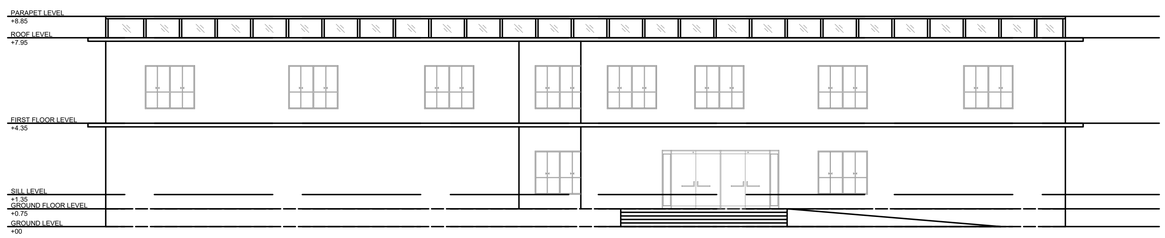

FRONT ELEVATION

NOTE:

1. THE DRAWINGS ARE TO BE READ IN CONJUCTION WITH DRAWINGS NO.
2. ALL DIMENSIONS ARE IN METERS AND ALL LEVELS ARE IN MTS.
3. ALL DIMENSIONS ARE STRUCTURAL DIMENSIONS UNLESS MENTIONED OTHERWISE.
4. THE DRAWING IS TO BE READ AND NOT TO BE SCALED.
5. FOR STRU2CTURAL DETAILS, REFER DRAWING NO.
6. FOR GENERAL NOTES REFER DRAWING NO.
7. IN CASE OF ANY DISCREPANCY IT SHOULD BE BROUGHT TO THE NOTICE OF THE ARCHITECT PRIOR TO CONSTRUCTION AT THE SITE.
8. THE DRAWING HAS NOT BEEN PUBLISHED AND IS THE SOLE PROPERTY OF VITH SEMESTER ARCHITECTURE AND IS ISSUED TO THE PARTY FOR THE SPECIFIC PURPOSE AS STATED IN THE AGREEMENT AND IT SHALL NOT BE REPRODUCED, COPIED, LENT OR OTHERWISE DISPOSED OFF DIRECTLY OR INDIRECTLY NOT USED FOR ANY OTHER PURPOSE OTHER THAN FOR WHICH IT IS FURNISHED.

KEY PLAN:

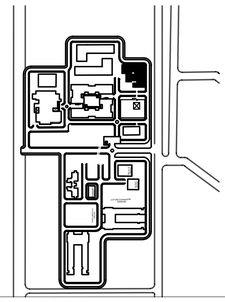

PROJECT:
Dr.B.R.AMBEDKAR UNIVERSITY, DELHI.

PROPOSING AGENCY:
PWD (PUBLIC WORK DEPARTMENT), DELHI.

SCALE:
1:150

NORTH:



DESIGNED BY:
JATOTH SAI PRIYA
211110240

GUIDED BY:
Dr. RAHUL TIWARI
ASSOCIATE PROFESSOR,
ARCHITECTURE & PLANNING DEPARTMENT
MANIT, BHOPAL

REVISIONS:

A	B	C	D	E	

SHEET NO:

ARC013

CLASSROOM DETAILS

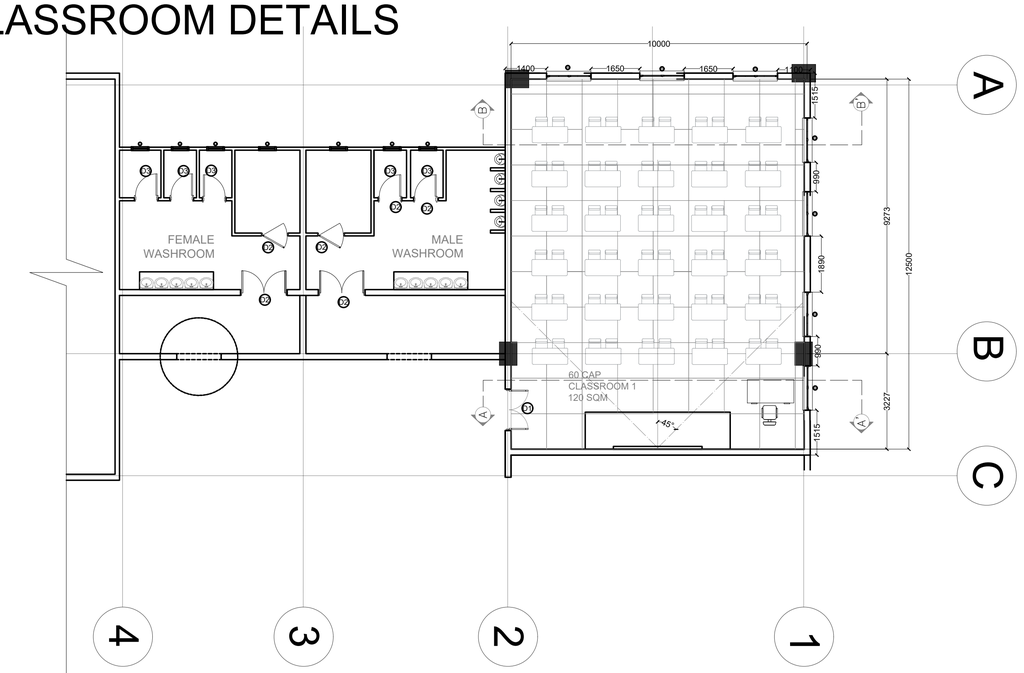

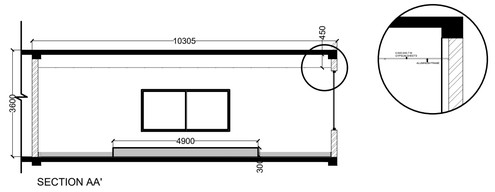

SECTION AA'

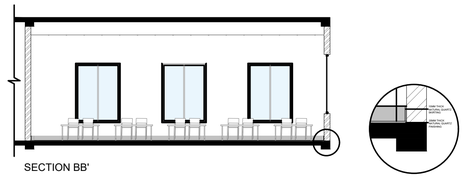

SECTION BB'

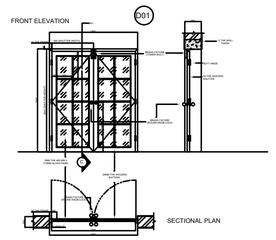

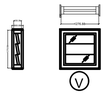

SCHEDULE OF MATERIAL				
Category	Item Discription	Units	Specification / Notes	Quantity
Material	Natural Quartz Stone Tile	Nos	Size 1200 × 1200 mm, machine cut	98
Skirting	Quartz Skirting	RM	100 mm height skirting along room perimeter	44 RM
Area	Carpet Area of Classroom	SQM	10 m × 12.5 m	125
Tile Area	Area per Tile	SQM	1.2 × 1.2 = 1.44 SQM	Tiles Required (Net) Nos 125 ÷ 1.44 = 86.8 tiles

SCHEDULE OF OPENING					
NO	ITEM	SIZE	SILL LEVEL	LINTEL LEVEL	SPECIFICATIONS
1	D1	1400X2100	600	2100	WOODEN DOOR IN WOODEN FRAME
2	D2	1200X2100	600	2100	LAMINATED FLUSH DOOR
3	D3	800X2100	600	2100	WPC DOOR
4	W	1500X2000	600	2100	ALUMINIUM PANEL WINDOW
5	V	600X450	2850	3300	RCC VENTILATION

STAIRCASE DETAILS

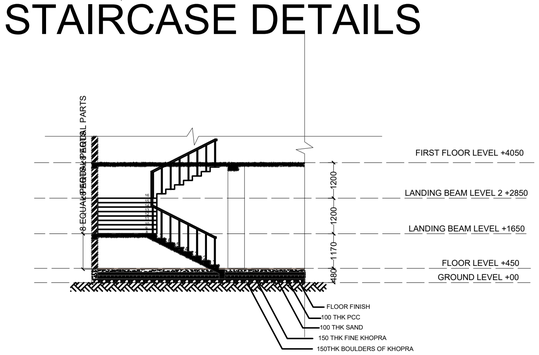

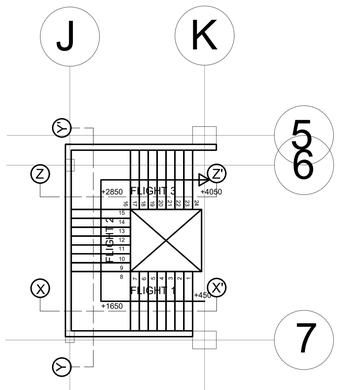

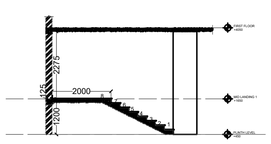

SECTION XX'
FLIGHT 1

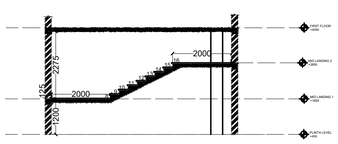

SECTION YY'
FLIGHT 2

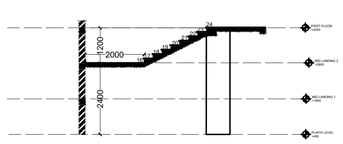

SECTION ZZ'
FLIGHT 3

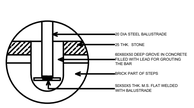

DETAIL OF BALUSTRADE

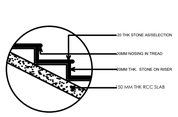

DETAIL OF STEP

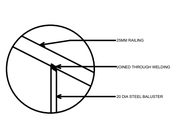

DETAILS OF RAILING AND BALUSTER

FACADE LOUVERS DETAILS

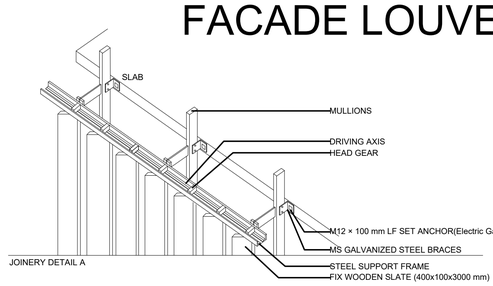

JOINERY DETAIL A

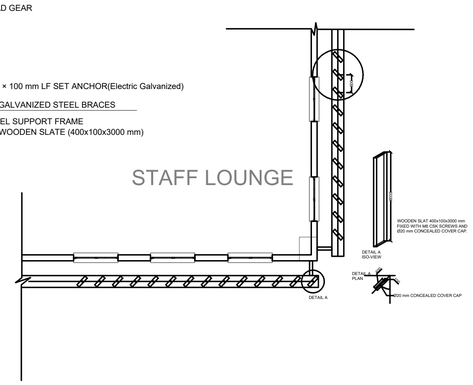

NOTE:

1. THE DRAWINGS ARE TO BE READ IN CONJUCTION WITH DRAWINGS NO.
2. ALL DIMENSIONS ARE IN MM AND ALL LEVELS ARE IN MTS.
3. ALL DIMENSIONS ARE STRUCTURAL DIMENSIONS UNLESS MENTIONED OTHERWISE.
4. THE DRAWING IS TO BE READ AND NOT TO BE SCALED.
5. FOR STRU2CTURAL DETAILS, REFER DRAWING NO.
6. FOR GENERAL NOTES REFER DRAWING NO.
7. IN CASE OF ANY DISCREPANCY IT SHOULD BE BROUGHT TO THE NOTICE OF THE ARCHITECT PRIOR TO CONSTRUCTION AT THE SITE.
8. THE DRAWING HAS NOT BEEN PUBLISHED AND IS THE SOLE PROPERTY OF VITH SEMESTER ARCHITECTURE AND IS ISSUED TO THE PARTY FOR THE SPECIFIC PURPOSE AS STATED IN THE AGREEMENT AND IT SHALL NOT BE REPRODUCED, COPIED, LENT OR OTHERWISE DISPOSED OFF DIRECTLY OR INDIRECTLY NOT USED FOR ANY OTHER PURPOSE OTHER THAN FOR WHICH IT IS FURNISHED.

PRINTS:

PRINTS ISSUED TO:	NO. OF PRINTS:	DATE:	REMARKS:

REVISION:

	DETAILS:	DATE:	CHECKED:	APPROVED:

PROJECT:
Dr.B.R.AMBEDKAR UNIVERSITY, DELHI.

PROPOSING AGENCY:
PWD (PUBLIC WORK DEPARTMENT), DELHI.

DRAWING:
WORKING DRAWING

SCALE:
1:500

NORTH:

DESIGNED BY:
N S CHITHRAJA
211110012

GUIDED BY:
Dr.RAHUL TIWARI
ASSOCIATE PROFESSOR,
ARCH & PLANNING DEPARTMENT
MANIT, BHOPAL

REVISIONS:

A	B	C	D	E	

SHEET NO:

ARC012

ACOUSTICS

EFFECTIVE RT CALCULATION:

Surface	Area (m²)
Ceiling	768
Floor	768
Walls	896
Total	2432 m²

TOTAL ABSORPTION(A):

Surface	Material	Coverage	α (500 Hz)	Absorption A = Sxα (m² Sabine)
Ceiling	25% acoustic panels (above audience)	192 m²	0.75	144
	75% reflective wood/gypsum panels	576 m²	0.05	28.8
Floor	35% carpet (aisles & front)	269 m²	0.25	67.3
	65% polished concrete	499 m²	0.02	10
Walls	35% perforated wood/fabric panels	314 m²	0.6	188
	65% wood veneer/plaster	582 m²	0.1	58
Seating (500 people)	Upholstered seats (occupied)			400 x 0.4 = 160
TOTAL ABSORPTION (A)				656 m² Sabine

ADJUSTED EFFECTIVE ABSORPTION:

Occupancy	Audience Absorption (m²)	Total A (m² Sabine)	RT (s)
Empty	0	496	1.00 s
Half-full (250 people)	80	576	0.86 s
Full (500 people)	160	656	0.75 s

- When low-frequency reflections are considered, effective RT rises roughly x 1.3 - 1.5 times
- Effective RT = 1.0 – 1.2 s occupied

MATERIAL / FINISHES DISTRIBUTION:



Element	Treatment	Function
Ceiling	25% acoustic panels in center, 75% reflective wood	Controls flutter echoes, maintains brightness
Walls	35% absorptive panels on side/rear, rest reflective	Smooths reverberation, prevents slap echo
Floor	Carpet limited to aisles	Reduces footfall noise, avoids over-absorption
Seats	Upholstered	Major variable absorber
Rear wall	Diffusers	Distribute late reflections evenly
Doors & glazing	Sealed	Prevent external noise ingress

SECTION ACOUSTIC DETALS

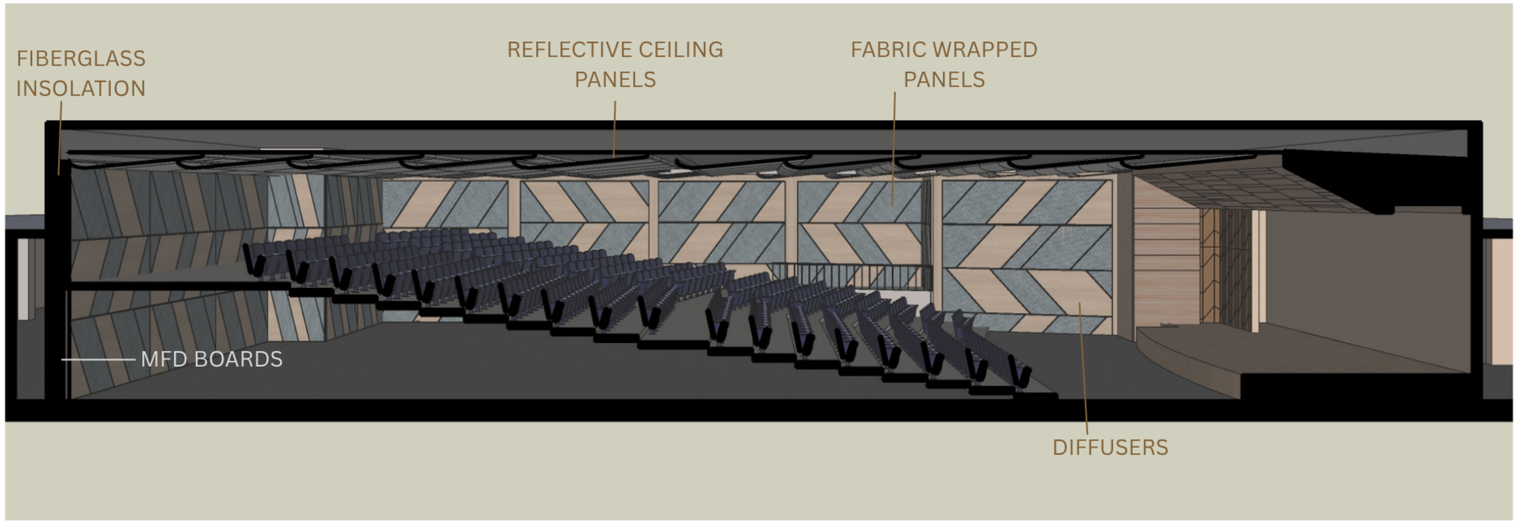

VIEWS





DONE BY: JATOTH SAI PRIYA 211110240

INTERIORS

MATERIALS



RENDERS









SECTIONS

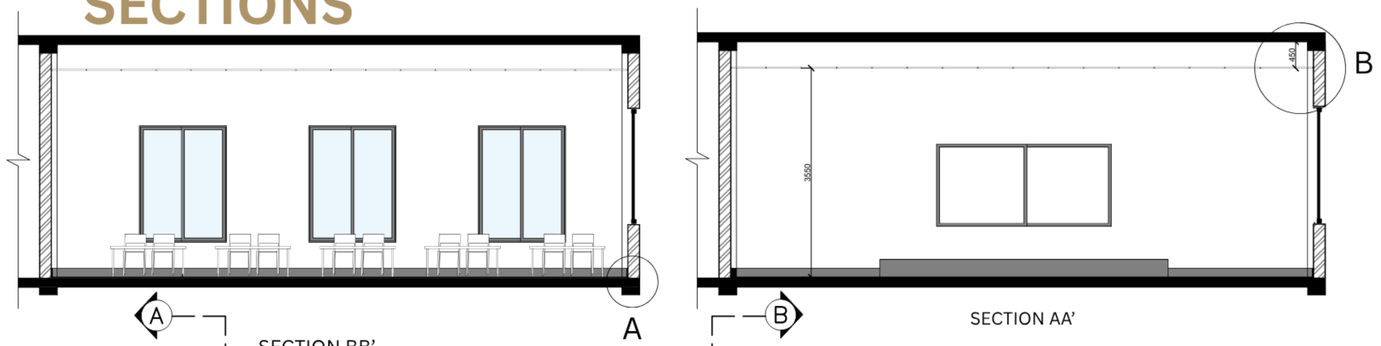

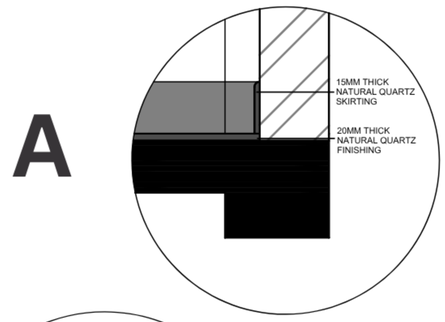

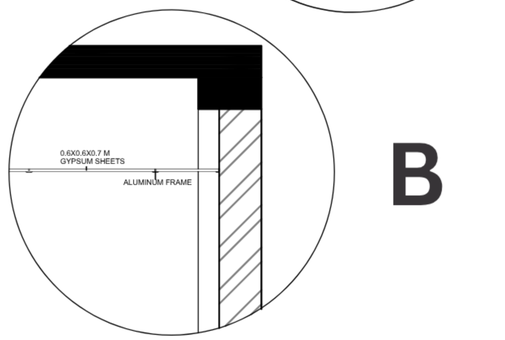

Material	Used in	Company
Natural Qquartz	Flooring and Skirting	Relay Quartz
Oak wood	Benches and Chairs	Siddhi Creators
Gypsum Panels	Ceiling	Gyproc
Aluminium Frames	Ceiling Frames and Window Frames	Fenesta
Flush Lights	Ceiling	Jainsons Lights
Air Diffuser	Ceiling	Daikin

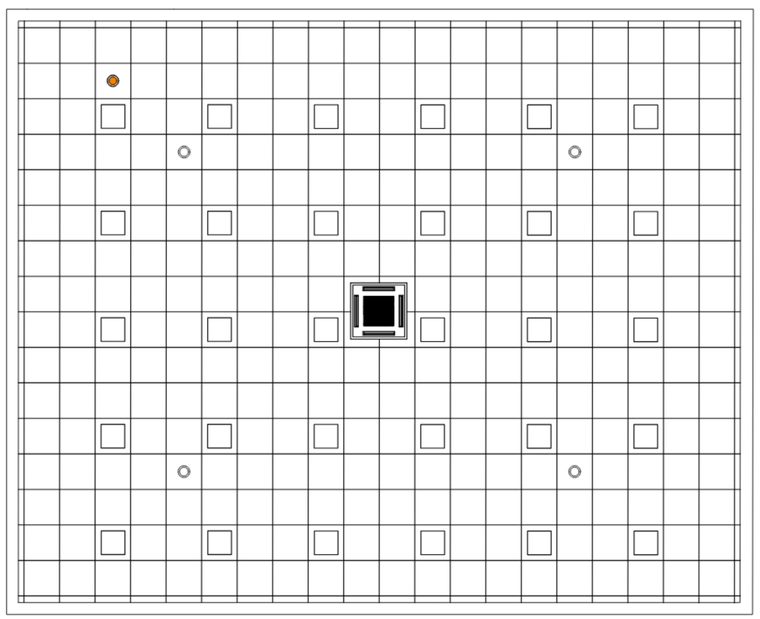

DONE BY: JATOTH SAI PRIYA 211110240



SITE PLAN



HOSTELS





NOTE:

1. THE DRAWINGS ARE TO BE READ IN CONJUCTION WITH DRAWINGS NO.
2. ALL DIMENSIONS ARE IN MM AND ALL LEVELS ARE IN MTS.
3. ALL DIMENSIONS ARE STRUCTURAL DIMENSIONS UNLESS MENTIONED OTHERWISE.
4. THE DRAWING IS TO BE READ AND NOT TO BE SCALED. FOR STRU2CTURAL DETAILS, REFER DRAWING NO. FOR GENERAL
5. NOTES REFER DRAWING NO.
6. IN CASE OF ANY DISCREPANCY IT SHOULD BE BROUGHT TO
7. THE NOTICE OF THE ARCHITECT PRIOR TO CONSTRUCTION AT THE SITE.
8. THE DRAWING HAS NOT BEEN PUBLISHED AND IS THE SOLE PROPERTY OF VITH SEMESTER ARCHITECTURE AND IS ISSUED TO THE PARTY FOR THE SPECIFIC PURPOSE AS STATED IN THE AGREEMENT AND IT SHALL NOT BE REPRODUCED, COPIED, LENT OR OTHERWISE DISPOSED OFF DIRECTLY OR INDIRECTLY NOT USED FOR ANY OTHER PURPOSE OTHER THAN FOR WHICH IT IS FURNISHED.

PRINTS:

PRINTS ISSUED TO	NO. OF PRINTS:	DATE:	REMARKS:

REVISION:

	DETAILS:	DATE:	CHECKED:	APPROVED:

PROJECT:
Dr.B.R.AMBEDKAR UNIVERSITY, DELHI.

PROPOSING AGENCY:
PWD (PUBLIC WORK DEPARTMENT), DELHI.

DRAWING:
SITE MODEL RENDERS

SCALE:
1:1

NORTH:

DESIGNED BY:
JATOTH SAI PRIYA
211110012

GUIDED BY:
DR.RAHUL TIWARI
ASSOCIATE PROFESSOR,
ARCH & PLANNING DEPARTMENT
MANIT, BHOPAL

REVISIONS:

A	B	C	D	E	

SHEET NO:

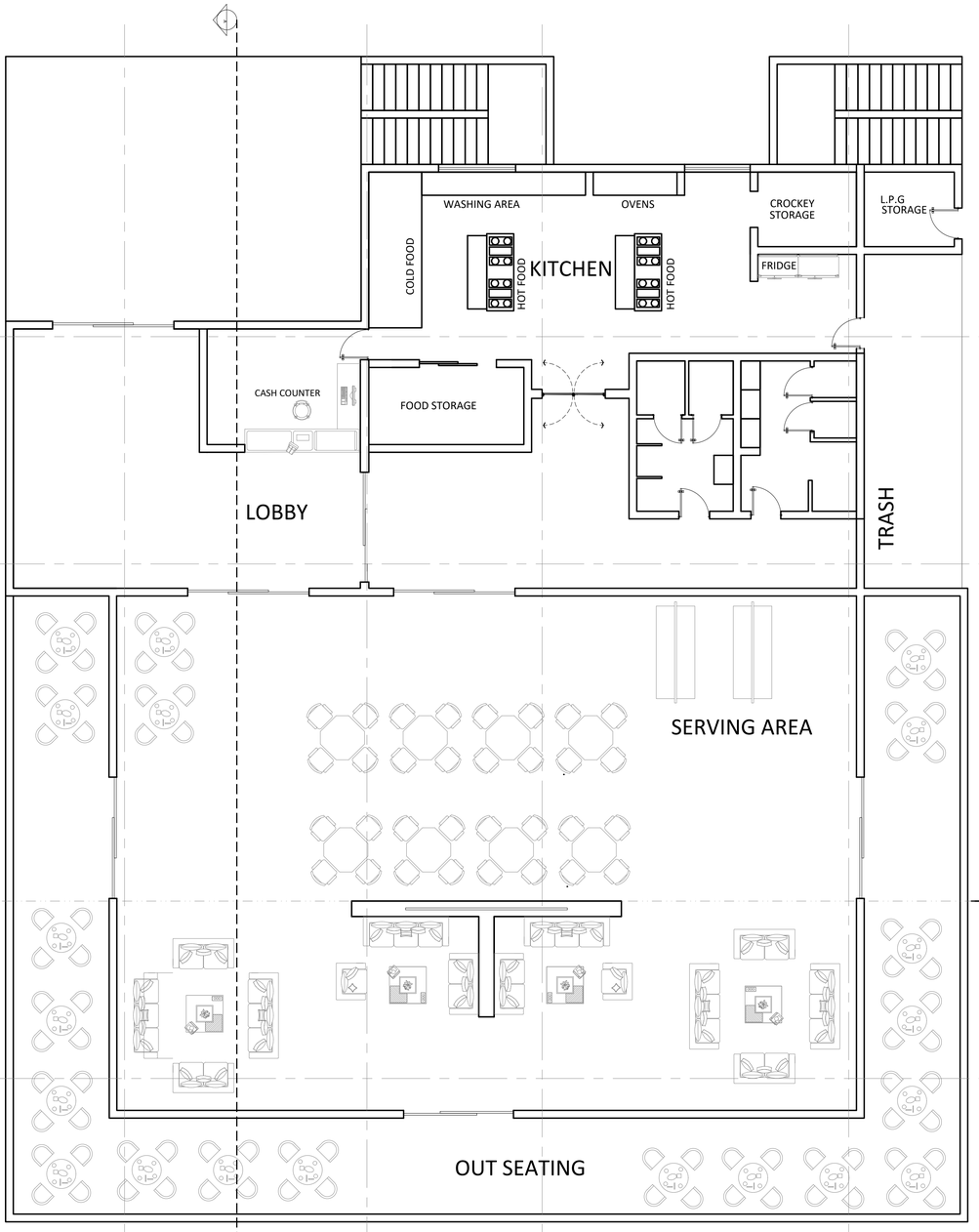

PLAN

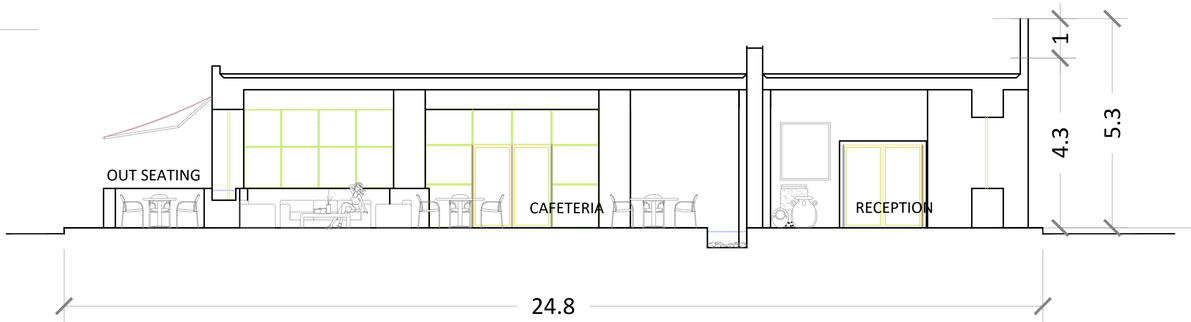

SECTION

NORTH:	AUD CAMPUS ROHINI SECTOR 3 DELHI.	SCALE: 1:75	CAFETERIA	GUIDED BY: Dr. RAHUL TIWARI	DONE BY: JATOTH SAI PRIYA 211110240	SHEET NO:





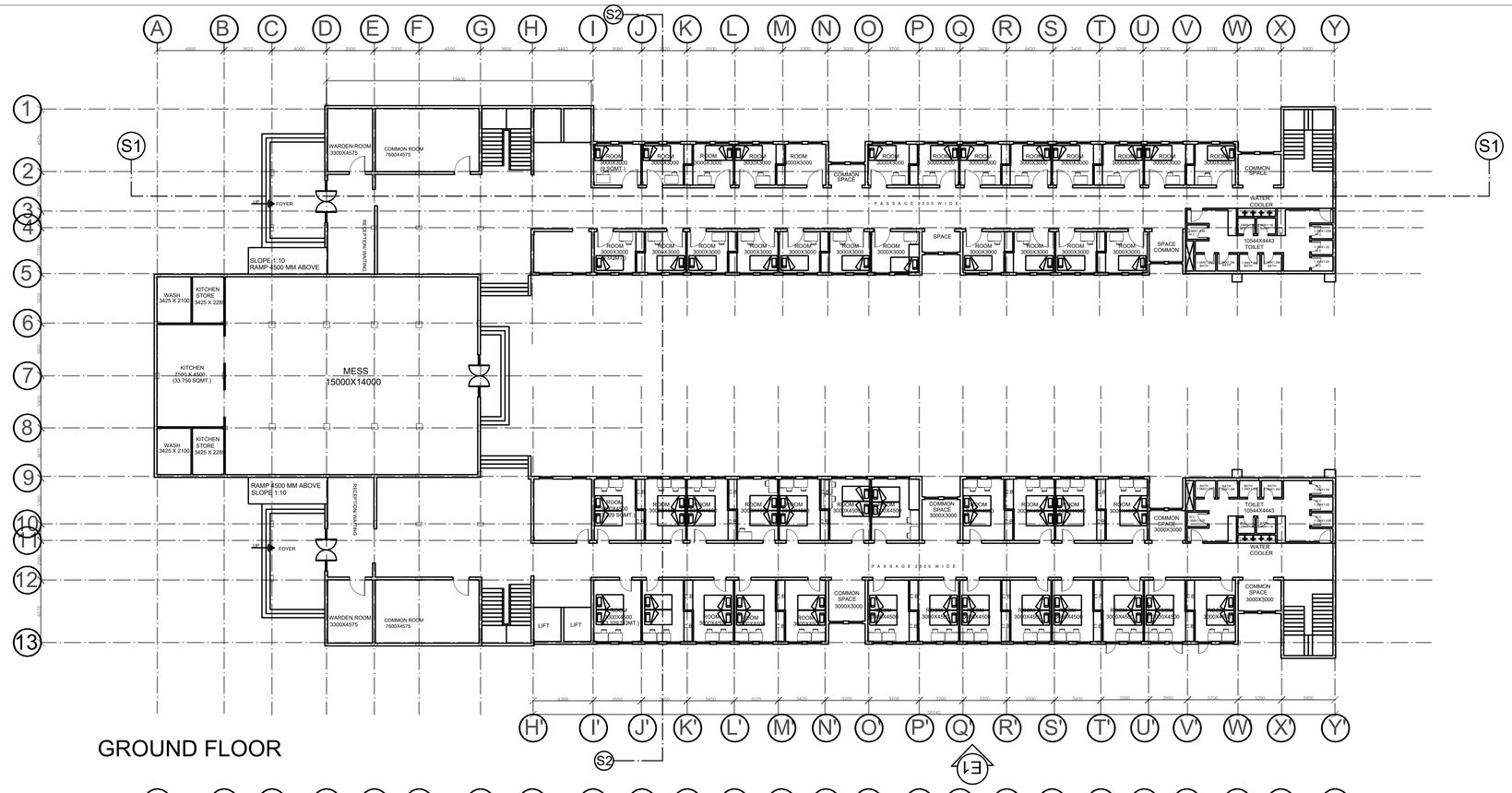

NOTE:

1. THE DRAWINGS ARE TO BE READ IN CONJUCTION WITH DRAWINGS NO.
2. ALL DIMENSIONS ARE IN MM AND ALL LEVELS ARE IN MTS.
3. ALL DIMENSIONS ARE STRUCTURAL DIMENSIONS UNLESS MENTIONED OTHERWISE.
4. THE DRAWING IS TO BE READ AND NOT TO BE SCALED.
5. FOR STRU2CTURAL DETAILS, REFER DRAWING NO.
6. FOR GENERAL NOTES REFER DRAWING NO.
7. IN CASE OF ANY DISCREPANCY IT SHOULD BE BROUGHT TO THE NOTICE OF THE ARCHITECT PRIOR TO CONSTRUCTION AT THE SITE.
8. THE DRAWING HAS NOT BEEN PUBLISHED AND IS THE SOLE PROPERTY OF IXTH SEMESTER ARCHITECTURE AND IS ISSUED TO THE PARTY FOR THE SPECIFIC PURPOSE AS STATED IN THE AGREEMENT AND IT SHALL NOT BE REPRODUCED, COPIED, LENT OR OTHERWISE DISPOSED OFF DIRECTLY OR INDIRECTLY NOT USED FOR ANY OTHER PURPOSE OTHER THAN FOR WHICH IT IS FURNISHED.

KEY PLAN:

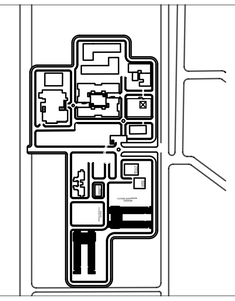

PROJECT:
AMBEDKAR UNIVERSITY, DELHI.

PROJECT:
PWD, DELHI.

DRAWING:
HOSTEL BUILDING

SCALE:
1:200

NORTH:

DESIGNED BY :
JATOTH SAI PRIYA
211110240

GUIDED BY:
Dr. RAHUL TIWARI
ASSOCIATE PROFESSOR,
ARCHITECTURE & PLANNING DEPARTMENT
MANIT, BHOPAL

REVISIONS:

A	B	C	D	E	

SHEET NO:

ARC014

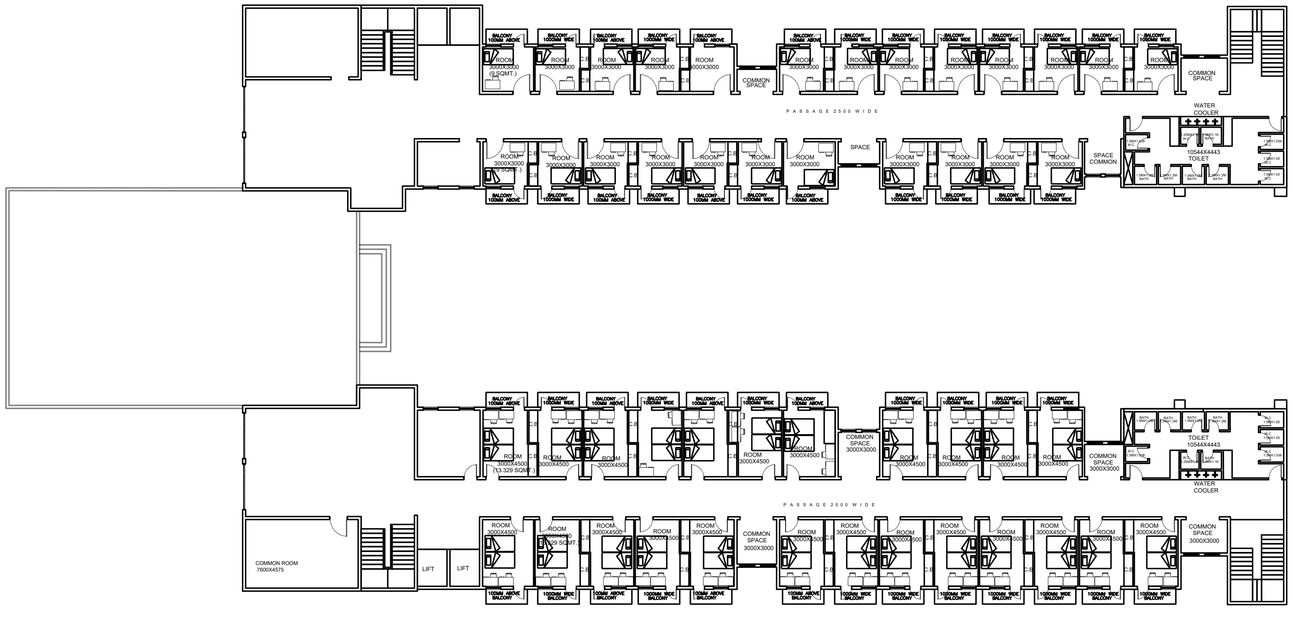

TYPICAL FLOOR PLAN

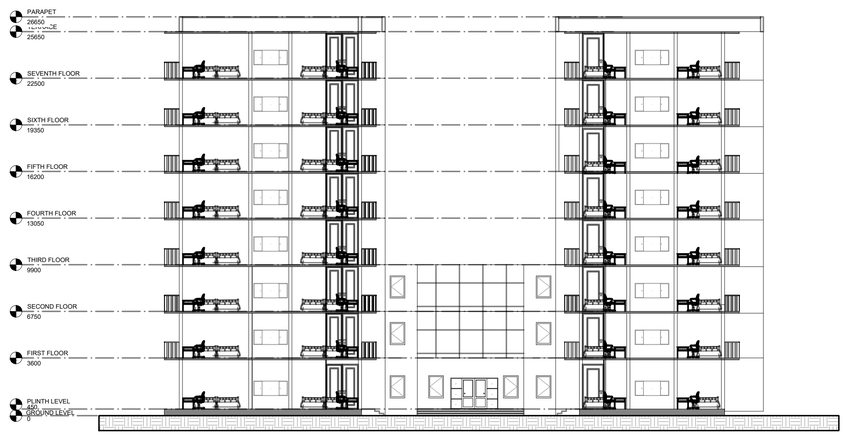

NOTE:

1. THE DRAWINGS ARE TO BE READ IN CONJUCTION WITH DRAWINGS NO.
2. ALL DIMENSIONS ARE IN MM AND ALL LEVELS ARE IN MTS.
3. ALL DIMENSIONS ARE STRUCTURAL DIMENSIONS UNLESS MENTIONED OTHERWISE.
4. THE DRAWING IS TO BE READ AND NOT TO BE SCALED.
5. FOR STRU2CTURAL DETAILS, REFER DRAWING NO.
6. FOR GENERAL NOTES REFER DRAWING NO.
7. IN CASE OF ANY DISCREPANCY IT SHOULD BE BROUGHT TO THE NOTICE OF THE ARCHITECT PRIOR TO CONSTRUCTION AT THE SITE.
8. THE DRAWING HAS NOT BEEN PUBLISHED AND IS THE SOLE PROPERTY OF IXTH SEMESTER ARCHITECTURE AND IS ISSUED TO THE PARTY FOR THE SPECIFIC PURPOSE AS STATED IN THE AGREEMENT AND IT SHALL NOT BE REPRODUCED, COPIED, LENT OR OTHERWISE DISPOSED OFF DIRECTLY OR INDIRECTLY NOT USED FOR ANY OTHER PURPOSE OTHER THAN FOR WHICH IT IS FURNISHED.

KEY PLAN:

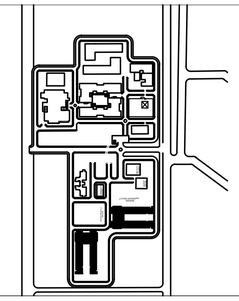

PROJECT:
AMBEDKAR UNIVERSITY, DELHI.

PROJECT:
PWD, DELHI.

DRAWING:
HOSTEL BUILDING

SCALE:
1:200

NORTH:



DESIGNED BY :
JATOTH SAI PRIYA
211110240

GUIDED BY:
Dr. RAHUL TIWARI
ASSOCIATE PROFESSOR,
ARCHITECTURE & PLANNING DEPARTMENT
MANIT, BHOPAL

REVISIONS:

A	B	C	D	E	

SHEET NO:

ARC016

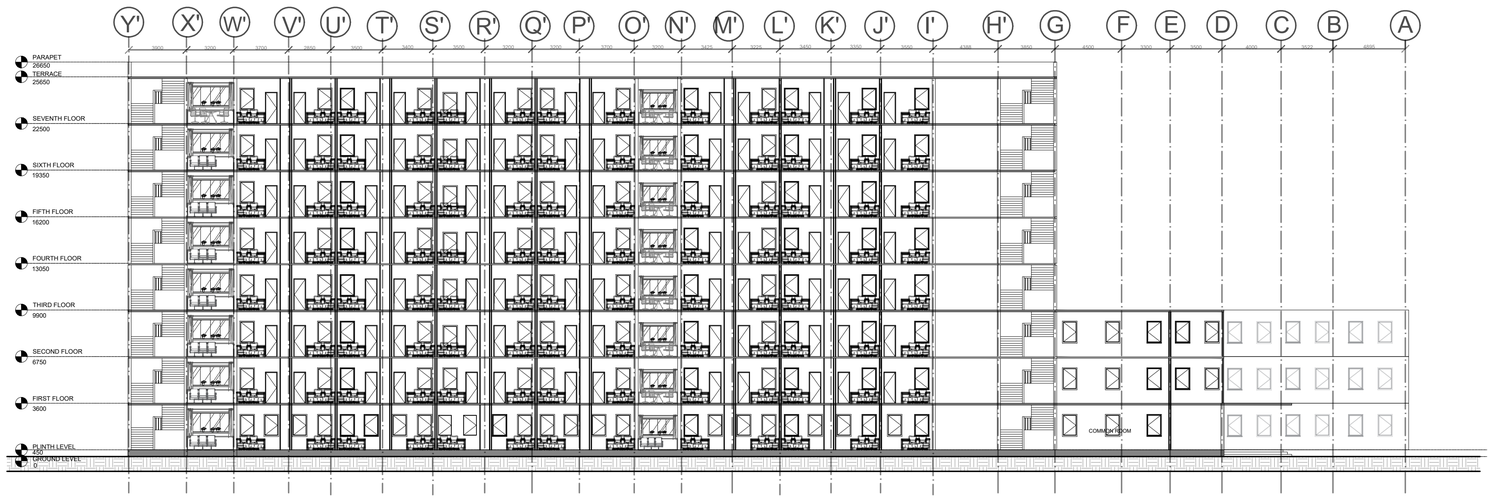

SECTION A

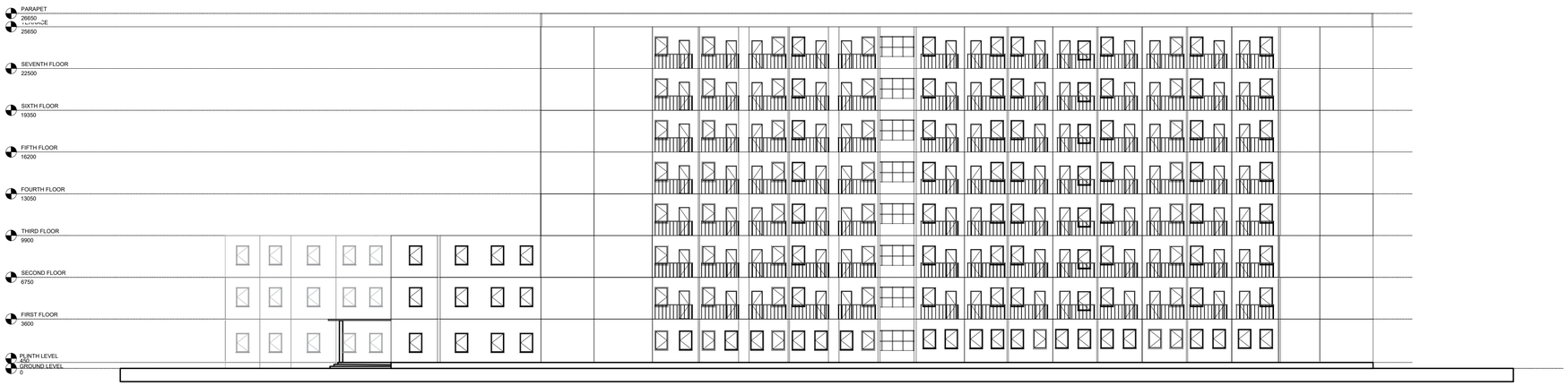

ELEVATION A

NOTE:

1. THE DRAWINGS ARE TO BE READ IN CONJUCTION WITH DRAWINGS NO.
2. ALL DIMENSIONS ARE IN MM AND ALL LEVELS ARE IN MTS.
3. ALL DIMENSIONS ARE STRUCTURAL DIMENSIONS UNLESS MENTIONED OTHERWISE.
4. THE DRAWING IS TO BE READ AND NOT TO BE SCALED.
5. FOR STRU2CTURAL DETAILS, REFER DRAWING NO.
6. FOR GENERAL NOTES REFER DRAWING NO.
7. IN CASE OF ANY DISCREPANCY IT SHOULD BE BROUGHT TO THE NOTICE OF THE ARCHITECT PRIOR TO CONSTRUCTION AT THE SITE.
8. THE DRAWING HAS NOT BEEN PUBLISHED AND IS THE SOLE PROPERTY OF IXTH SEMESTER ARCHITECTURE AND IS ISSUED TO THE PARTY FOR THE SPECIFIC PURPOSE AS STATED IN THE AGREEMENT AND IT SHALL NOT BE REPRODUCED, COPIED, LENT OR OTHERWISE DISPOSED OFF DIRECTLY OR INDIRECTLY NOT USED FOR ANY OTHER PURPOSE OTHER THAN FOR WHICH IT IS FURNISHED.

KEY PLAN:

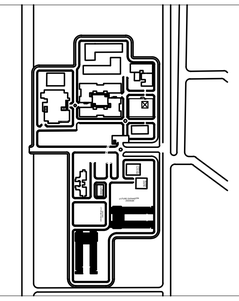

PROJECT:
AMBEDKAR UNIVERSITY, DELHI.

PROJECT:
PWD, DELHI.

DRAWING:
HOSTEL BUILDING

SCALE:
1:200

NORTH:

DESIGNED BY :
JATOTH SAI PRIYA
211110240

GUIDED BY:
Dr. RAHUL TIWARI
ASSOCIATE PROFESSOR,
ARCHITECTURE & PLANNING DEPARTMENT
MANIT, BHOPAL

REVISIONS:

A	B	C	D	E	

SHEET NO:
ARC015