DAVID LALRAMENGA

Ayurvedic College and Hospital

Shahdol, Madhya Pradesh, India

Dec, 2025

Ayurvedic College and Hospital

Shahdol, Madhya Pradesh, India

BACHELOR OF ARCHITECTURE

BY

DAVID LALRAMENGA

211110022



DEPARTMENT OF ARCHITECTURE AND PLANNING

MAULANA AZAD NATIONAL INSTITUTE OF TECHNOLOGY, BHOPAL

DEC 2025

ARC 511 – Thesis Project

Ayurvedic College and Hospital

Shahdol, Madhya Pradesh, India

Submitted by:

David Lalramenga
211110022
B. ARCH
9th Semester, 5th Year

UNDER THE GUIDANCE OF

Dr. Ashutosh Sharma

DEPARTMENT OF ARCHITECTURE AND PLANNING

MAULANA AZAD NATIONAL INSTITUTE OF TECHNOLOGY

BHOPAL (MP)-462003

© MAULANA AZAD NATIONAL INSTITUTE OF TECHNOLOGY, BHOPAL

– 2025 ALL RIGHTS RESERVED

DEPARTMENT OF ARCHITECTURE AND PLANNING

MAULANA AZAD NATIONAL INSTITUTE OF TECHNOLOGY, BHOPAL

CANDIDATE DECLARATION

The Thesis Project in the subject ARC 511, entitled "**Ayurvedic College and Hospital, Shahdol, Madhya Pradesh, India"**, is being submitted in partial fulfilment of the requirement for the award of degree of Bachelor of Architecture by the undersigned for evaluation.

The matter embodied in this project is a record of my own work. If, in future, it is found that the above statement is false, then I have no objection in withdrawal of Bachelor of Architecture Degree awarded to me by the Institute.

Date: 1st – 2nd Dec, 2025 **David Lalramenga**

211110022

RECOMMENDATION

Based on the above declaration of the student, the undersigned recommends that the work submitted by the candidate may be considered for the final end term examination of the subject ARC-511, Thesis Project.

Date: 1st – 2nd Dec, 2025 **Dr. Ashutosh Sharma**
Thesis Guide

CERTIFICATION OF EXAMINATION

The Bachelor of Architecture Thesis Viva-Voce examination of

Mr. David Lalramenga, Scholar No.211110031, was held on 1/12/2025 to 2/12/25.

Dr. Nakul Dhagat
Head of Department

Dr. Vicky Lalramsangi
Thesis Coordinator

ABSTRACT

This thesis explores the architectural design of an Ayurvedic College and Hospital, with the objective of creating a holistic, integrated environment that supports traditional healing, academic excellence, and modern healthcare efficiency. Rooted in the timeless philosophy of Ayurveda—which emphasizes balance, harmony, and the interconnectedness of mind, body, and nature—the project aims to translate these core principles into meaningful spatial experiences, functional planning, and sensitive architectural expression. The design aspires to serve as a bridge between ancient healing wisdom and contemporary medical standards, ensuring that spaces remain both technologically relevant and spiritually restorative.

The proposed campus consists of an academic block, research and laboratory facilities, a fully equipped hospital complex, OPD and IPD units, Panchakarma therapy suites, medicinal plant gardens, hostels, residential quarters, and various communal and recreational spaces. A central component of the project is its **user-centric zoning strategy**, which organizes the campus into a sequential gradient of **Public → Semi-Public → Semi-Private → Private** zones. This hierarchy supports intuitive movement, enhances patient dignity, and maintains essential privacy within the healing and residential areas. Public functions such as the OPD and reception areas are positioned near the entrance for easy access, while more sensitive components such as IPD wards, therapy zones, and faculty housing are placed deeper within the site to ensure calm, safety, and seclusion. The inclusion of a dedicated **herbal garden**—featuring medicinal plants integral to Ayurvedic practice—strengthens the therapeutic environment and doubles as an educational resource for students and researchers.

Climate-responsive and sustainable strategies form a fundamental layer of the design approach. Features such as natural ventilation, pedestrian pathways, internal courtyards, controlled daylight, and the seamless integration of landscape elements contribute to thermal comfort, stress reduction, and overall well-being. These passive design interventions not only support the healing philosophy of Ayurveda but also align the campus with contemporary sustainability goals. Material selection, textural quality, and spatial proportions are carefully considered to evoke tranquility, minimize environmental impact, and cultivate a sense of belonging for users.

Overall, this thesis highlights how thoughtful architectural intervention can reinforce the cultural identity of traditional medicine while addressing modern expectations of safety, accessibility, functionality, and ecological responsibility. By harmonizing nature, healing, and built form, the proposed Ayurvedic College and Hospital aspires to serve as a model for future institutions—embodying the essence of Ayurveda while providing an environment conducive to learning, treatment, and holistic human well-being.

ACKNOWLEDGMENT

First and foremost, I would like to express my profound gratitude to our Thesis Coordinator, ***Dr. Vicky Lalramsangi****, for her consistent guidance, constructive feedback, and commitment to maintaining academic excellence. Her support and understanding provided a strong foundation for the progress of my work.*

I am sincerely thankful to my Thesis Guide, ***Dr. Ashutosh Sharma****, whose expert guidance, insightful suggestions, and patient mentoring were instrumental in refining the direction and quality of this thesis. His encouragement helped me stay focused, motivated, and confident, even during the most challenging phases of the research and design process.*

I would also like to extend my heartfelt appreciation to all my teachers, faculty members, and supervisors who have contributed to my academic development over the years. Their teachings and continuous support have played an integral role in shaping my understanding of architecture and design.

My sincere thanks go to my batchmates, classmates, and seniors for their constant cooperation, discussions, shared experiences, and timely help. Their companionship and support, both inside and outside the studio, have made this journey memorable.

I would like to acknowledge the unconditional love, encouragement, and support of my ***family, relatives, and friends****. Their belief in me has always been my greatest source of strength and motivation. Without their constant reassurance and understanding, completing this thesis would not have been possible.*

Lastly, I bow in gratitude to the ***Almighty*** *for granting me the health, perseverance, and clarity needed to undertake and complete this work.*

This thesis stands not only as an academic document but also as a reflection of all the people who stood beside me throughout this journey. I am deeply thankful to each one of them.

Dated-30.11.2025 **David Lalramenga**

Table of Contents

CANDIDATE DECLARATION ..... **iii**
ABSTRACT ..... **iv**
ACKNOWLEDGMENT ..... **v**
TABLE OF FIGURES ..... **x**
1Design Brief **1**
1.1 Introduction to Ayurveda: 1
1.2 Ayurvedic treatment 2
1.3 Why Ayurveda is best? 2
1.4 Need of the project 3
1.5 Why I choose this project? 3
1.6 Formulating the Thesis 3
1.6.1 Aim 3
1.6.2 Objectives 3
1.6.3 Scope 4
1.6.4 Methodology 4
1.7 Site Consideration 6
1.8 Proposing Agency 7
1.9 Details of site: 7
1.9.1 Site Proximity: 7
1.10 List of Spaces 8
1.10.1 Requirements 8
1.10.2 Requirements in Hospital 8
1.10.3 Requirements in College 11
2 Literature Review **15**
2.1 Brief about Ayurveda 15
2.2 Principles of Ayurveda 16
2.3 Ayurveda treatment and its types 16
2.4 Panchakarma treatment 17
2.4.1 Preparation 18
2.4.2 Benefits of Panchakarma 18
2.5 Key Factors to remember while designing a hospital 25
2.6 STANDARDS AND BYLAWS: 27

3 Site Inventory 44
3.1 Site 44
3.1.1 Site Approaches 45
3.1.2 Site Features 46
3.1.3 Proximity Map 46
3.2 Climate 47
3.2.1 Average Temperature 47
3.2.2 Clouds 48
3.2.3 Precipitation 49
3.2.4 Rainfall 49
3.2.5 Sun 50
3.2.6 Humidity 51
3.2.7 Wind 51
3.3 Sun Path 53
3.4 Flora 53
3.4.1 Varieties of Trees 54
3.4.2 Plants 56
3.5 Fauna 57
3.6 Site Photographs 58
4 Case Study 1 59
4.1 All-India Institute of Ayurveda, Delhi 59
4.2 Spaces : 60
Hospital Block- A Hospital Block - B 60
Ground Floor Ground Floor 60
62
Hospital Block- A Hospital Block - B 63
First Floor First Floor 63
64
Hospital Block- A Hospital Block - B 64
Second Floor Second Floor 64
65
Hospital Block- A Hospital Block – B 66
Third Floor ThirdFloor 66
67
Hospital Block- A Hospital Block - B 67

Fourth Floor Fourth Floor 67
68
Hospital Block- A..... 68
Fifth Floor 68
4.3 BASEMENT 69
4.4 Administrative block 70
4.4.1 Ground floor..... 70
4.4.2 First floor • Learning Resource Centre • Dhanwantri Multipurposehall • Lecture Room 1 • Lecture Room 2 70
4.4.3 Second floor 70
Third Floor 71
4.4.4 Fourth Floor 72
4.4.5 Fifth floor 72
4.4.6 Sixth floor..... 72
4.4.7 Seventh floor 72
73
5 Case Study 2..... 75
5.1 KHUSHILAL SHARMA AYURVEDIC HOSPITAL..... 75
5.1.1 **Design Brief** –..... 75
Proposing Agency:..... 75
5.1.2 Location : 75
5.1.3 Vision & Objective:..... 75
Area..... 75
5.1.4 Surroundings: 75
5.1.5 Access & Approach:..... 75
5.1.6 Site Features:..... 76
5.1.7 Functional Zoning & Planning..... 76
Circulation Strategy 76
5.1.8 The infrastructure of the hospital 78
6 Desk Appraisal-1 82
6.1 PATANJALI YOGPEETH, HARIDWAR..... 82
6.1.1 Introduction..... 82
6.1.2 Location: 82
6.1.3 Sun and Wind path 85
6.1.4 Parking 85

88
6.1.5 Planning..... 88
6.1.6 Facilities provided:..... 89
6.1.7 Physiotherapy Centre:..... 89
6.2 EQUIPMENTS AVAILABLE:..... 90
6.2.1 Therapy rooms:..... 91
6.2.2 Canteen:..... 92
7 Desk Appraisal-2 93
7.1 ARYA VAID SALA KOTTKAL AYURVEDIC HOSPITAL AND RESEARCH CENTRE, DELHI..... 93
7.1.1 Introduction..... 93
7.1.2 Location..... 94
7.1.3 **Site Plan**..... 94
7.1.4 Planning..... 96
8 References 101
8.1 Hospital Design & Area Standards 101
8.1.1 Books & Manuals:..... 101
8.1.2 Indian Standards & Government Guidelines:..... 101
8.1.3 Ministry of AYUSH Guidelines:..... 101
8.2 Site Analysis, Climate, and Topography (Shahdol, M.P.)..... 101
8.2.1 Climatic Data Sources:..... 101
8.2.2 Topography & Terrain:..... 101
8.3 Case Studies of Ayurvedic Hospitals 102
8.3.1 Primary Case Study:..... 102
8.3.2 Other Referenced Institutions:..... 102
8.3.3 Water Supply, Rainwater Harvesting & Plumbing..... 102
8.3.4 Medicinal Plant Landscape & Ayurveda Integration 102
8.3.5 Thesis Documentation, Formatting & COA Guidelines 102
8.4 Fitness & Nutrition Plan (Weight Loss)..... 103
8.5 Tools & Software Used 103

TABLE OF FIGURES

Figure 1 Ayurveda (Science of Life) 1
Figure 2 Three Doshas 2
Figure 3 Methodology 5
Figure 4 Site Plan of Site at Shahdol 6
Figure 5 AYUSH meaning 7
Figure 6 Meaning of Ayurveda 15
Figure 7 Principles of Ayurveda 16
Figure 8 Panchkarma meaning 18
Figure 9 Kshara Sutra 25
Figure 10 Site Plan Google Earth Imaging 45
Figure 11 Site approach is red Dotted line 45
Figure 12 Site Features 46
Figure 13 Proximity Map 46
Figure 14: Avegare Temperature in Shahdol 47
Figure 15: Monthly Weather in Shahdol 47
Figure 16: Average Hourly Temperature in Shahdol 48
Figure 17: Cloud Cover Categories in Shahdol 48
Figure 18: Daily Chance of Precipitation in Shahdol 49
Figure 19: Average Monthly Rainfall in Shahdol 50
Figure 20: Hours of Daylight and Twilight in Shahdol 50
Figure 21: Sunrise & Sunset with Twilight in Shahdol 50
Figure 22: Humidity Comfort Levels in Shahdol 51
Figure 23: Average Wind Speed in Shahdol 52
Figure 24: Wind Direction in Shahdol 52
Figure 25: Sun path Diagram of Site 53
Figure 26 Site Photograpth with terrain showing 58
Figure 27: Views of Site 58
Figure 28: Ariel View of Site 59
Figure 29 All India Institute of Ayurveda, Delhi 59
Figure 30 Physical model of AIIA 60
Figure 31 Emergency exit plan of AIIA,Delhi 62
Figure 32 First Floor Plan of AIIA 63
Figure 33 First Floor Emergency Exit Plan of AIIA 64
Figure 34 Second Floor Plan of AIIA 65
Figure 35 Second Floor Emergency Exit Plan 65
Figure 36 Third Floor Plan 66
Figure 37 Third Floor Emercgency Exit Plan 67
Figure 38 Fourth Floor Emergency Exit Plan 68
Figure 39 Fifth Floor Plan, AIIA 69
Figure 40 Basement Plan of AIIA 69
Figure 41 Courtyard, AIIA 70
Figure 42 Ramp, AIIA 72
Figure 43 Therapy Room, AIIA 73
Figure 44 Reception Area, AIIA 73

Figure 45 Waiting Area, AIIA 74
Figure 46 First Floor Plan, Khusilal Sharma Ayurveda Institute 77
Figure 47 Second Floor Plan, Khusilal Sharma Ayurveda Institute 78
Figure 48 Patanjali Yogpeeth Concept, Haridwar 87

1Design Brief

1.1 Introduction to Ayurveda:

Ayurveda is a Sanskrit word that means “science of life” or “knowledge of life,” It is the oldest whole-body healing system, developed more than 5000 years ago in India.



Figure 1 Ayurveda (Science of Life)

According to Ayurveda, everything in the world is connected either dead or alive. If one balances the mind, body, spirit, and environment, then he/she can live a healthy life. If this balance is disturbed, one can get sick. This balance can be disrupted by genetics or birth defects, injuries, climate and seasonal change, age, and emotions.

They believe that every person is made of five basic elements found in the universe-space, fire, water, and earth. The human body is a combination of these elements and forms life forces or energies called doshas. They control how your body works. these are three types- vata dosha (space and air), Pitta dosha (fire and water), and kapha dosha (water and earth).

Vata dosha-This is the most powerful of all doshas.it controls your mind, breathing, blood flow, heart functions, and ability to get rid of waste through your intestines.it can be disrupted by eating again too soon after a meal, fear, and staying up late. If Vata is your dominant dosha, you may be smart,

creative, vibrant and your mood swings change quickly. physically you may be thin and lose weight easily and are usually cold. if you are overstimulated you can have anxiety, phobias and be forgetful, asthma, heart disease, and skin problems can occur.

Pitta dosha-Digestion, metabolism are controlled under this. Things that can disrupt pitta are eating sour or spicy foods or missing meals. If one is pitta dominant, then he/she can be goal oriented, competitive, confident and a natural leader. your body can be hot most of the time.The imbalance can make you be too competitive, and cranky, and can get easily get anger. You may have high blood pressure or indigestion or fever.

Kapha dosha-It controls muscle growth, body strength and stability, weight, and our immune system. Daytime naps, eating more sugar, or drinking drinks with more sugar and salts. If one has it dominant, one can stick to expectations and be accepting, calm and patient. Physically he/she can have broad frame and can easily get weight. the imbalance can cause fatigue, be possessive, stubborn, and depressed. cancer, diabetes, asthma, and obesity can be cause by imbalance of this dosha.



Figure 2 Three Doshas

1.2 Ayurvedic treatment

The ayurvedic treatment is focused on individual design. The experts consider unique physical and emotional aspects of the individual and set their treatment plans accordingly. there are variety of medicines in ayurveda to balance our health and avoid diseases. These can consist of herbal medicine, yoga, medication, counselling, and purification programs. Oil massage, breathing exercises (known as pranayama), and repeating mantras, or phrases are also included.

1.3 Why Ayurveda is best?

Ayurveda is best because it treats the human body, and focuses on the connection between your mind, body, and soul.

-It focuses on the root problem not just the symptoms

-Uses tested techniques.

-It works on both prevention as well as cure.

-It is available for every type of disease.

-It helps us to consider our health first and live a healthy lifestyle.

-These are not as expensive as other medicinal treatments.

-Ayurveda does not have any side effects.

-It may take time for the treatment but will remove the treatment from its roots.

1.4 Need of the project

In today's life, it is observed that people at a young age are facing disease, small children also go through it, and every child has spectacles on their eyes in their childhood. To get rid of these, they do several medications and treatments but still fail to escape from it. Ayurveda is a science that eliminates the problem from its roots, it may take time more than other treatments but the results are worth it.

Mental peace, relaxation, and meditation are very much required in today's stressful life. But we are so busy with our work that we forget to firstly manage our lifestyle, and our health which is the most important thing. So Ayurvedic hospitals give a platform where people can get rid of the diseases or problems they are facing healthily, and naturally, and can also improve their lifestyle.

Ayurvedic hospitals are much needed to move towards healthy lifestyle and wellness.

1.5 Why I choose this project?

Healthcare projects have always seemed quite interesting to me as how someone's life, health, and wellness depend upon their lifestyle and the treatments they receive in the hospitals. Hospitals play a very crucial role in this universe. The design of hospitals and how they are linked with the natural environment matters a lot in the functioning of a hospital. Therefore, to understand the architectural influence on hospital design and its working, I chose this project for my thesis.

1.6 Formulating the Thesis

1.6.1 Aim

Create a tranquil environment for easy recovery of patients.

1.6.2 Objectives

- To Develop a calm and serene environment.
- To Use the concept of biophilic design for the connection of humans with nature.
- To Connect the living and non-living spaces by using five elements of Ayurveda.
- To bring together architecture and Ayurveda.
- To Use local materials.

1.6.3 Scope

- The site has an area of 10 acres and a 100-bed hospital will be designed. The hospital will include all the facilities required for the Ayurvedic treatment of people.
- Inpatient service, outpatient services, specialized ayurvedic treatments, panchakarma therapies, herbal medicine dispensary, yoga, and meditation hall, all will be designed on the hospital premises.
- An Ayurvedic hospital in Ambala will help the people to learn more about the significance of Ayurveda.
- As it breaks any problem from its roots.

1.6.4 Methodology

I. Starting with the **literature studies**, I studied about
   - The basics of Ayurveda,
   - The types of treatments
   - Ayurvedic hospital design
   - Facts about designing a hospital

II. In **library study**, I focused on
   - The Requirements of an ayurvedic hospital design
   - Areas as per standards
   - Specifications of various departments.

III. Then I understood more about the project by doing live and online **case studies**. Physically experienced the space and noted down the inferences and observations.

IV. **Site analysis** plays a major role in the design which included:
   - Study about the site, its surroundings,
   - Topography,
   - Climate of that area,
   - Wind flow and sun path.

V. After analysing the site, the required **area statement** for the project is calculated. this includes each detail of the area like total builtup, parking, green areas achieved etc.

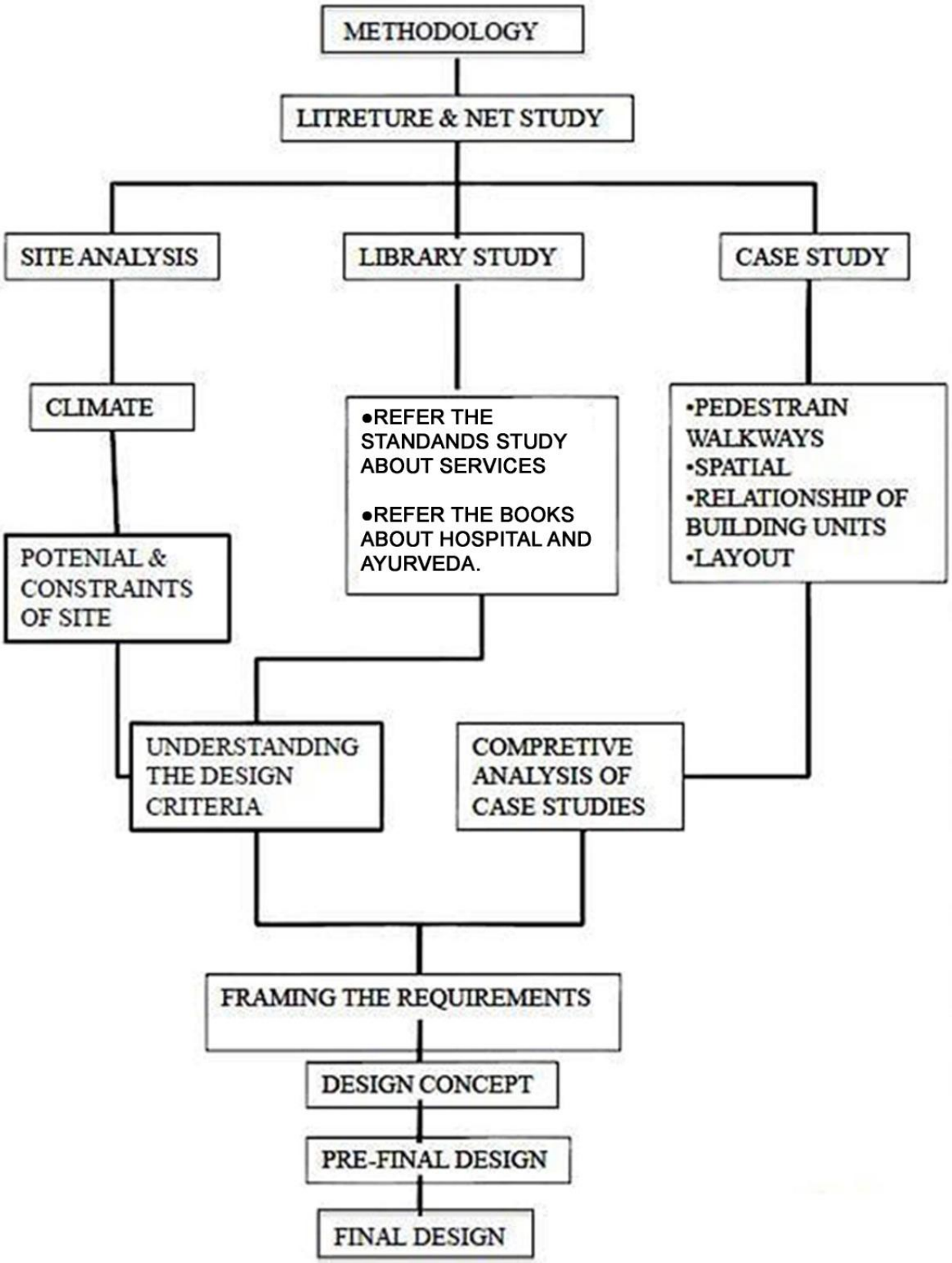

Figure 3 Methodology

1.7 Site Consideration

- **Proposed location:** Kotma Village, Shahdol, Madhya Pradesh, 484446

  Tehsil: Sohagpur

  District: Shahdol

  State: Madhya Pradesh
- **Site Coordinates:** 23°19'56.30"N, 81°22'43.97"E
- **Site Area:** 11.77 acres, 4.764 hect.

- **Site Plan:**



Figure 4 Site Plan of Site at Shahdol

1.8 Proposing Agency

Name of the proponent: Ministry of AYUSH, Government of India

Construction by: M.P Building Development Corporation Ltd., 16A Arera Hills, Bhopal MP 462011

Contact: 7055-4853295/4853297

Website: mpbdc.gov.i



Figure 5 AYUSH meaning

1.9 Details of site:

1.9.1 Site Proximity:

- **Distance to Town Center (Shahdol Railway Station):** ~4 km
- **Access to Main Roads:** Likely via local road connecting to SH-9 and NH-43 (important for emergency and patient access).
- **Surrounding Context:** Mix of agricultural land, residential pockets, and institutional buildings.
- **Connectivity:** Well-connected by road; potential for public transport expansion.
- **Suitability:** The site's proximity to Shahdol makes it ideal for an Ayurvedic College and AYUSH Hospital, ensuring accessibility for both urban and rural populations.

1.10 List of Spaces

1.10.1 Requirements

REQUIRMENTS

RECEPTION AND REGISTRATION ZONE (FOR 100 INTAKES) (Including Entrance lobby and circulation area =180 SQM)				
S.NO	UNIT	MIN. AREA(IN SQM)		NO. OF STAFF REQUIRED
1	(a) Reception and enquiry counter or (b) Reception and enquiry counter with seating for public relation officers (optional)	3 8		4 As required
2	Registration and billing counter	15		2
3	Medical record room (in case of established hospital management information system)	10		
4	Medical Record Room (without hospital management information system) including accommodation for medical record technician	25		1
	TOTAL	180		7

ADMINISTRATIVE ZONE (FOR 100 INTAKES)				
S.NO	UNIT	MIN. AREA(IN SQM)		NO. OF STAFF REQUIRED
1	Medical Director	35		NA
2	Medical Superintendent	35		1
3	Personal Assistant to Medical Superintendent	10		NA
4	Deputy Medical Superintendent	20		1
5	Administrator	20		1
6	Matron	20		1
7	Assistant Matron	15		1
8	Office Superintendent	15		1
9	Accountant and other office staff	30		2
10	Waiting lounge for visitors	15		NA
11	Residential Medical Officers room	30		3
12	Toilets	20		NA
13	Pantry	5		NA
14	Doctors lounge	30		NA
15	Interns room	50		NA
16	Staff Room	50		3
17	Meeting hall	50		NA
18	Store	75		1
	TOTAL	525		15

1.10.2 Requirements in Hospital

REQUIRMENTS (HOSPITAL)

DIAGNOSTIC ZONE (FOR 100 INTAKES)				
S.NO	UNIT	MIN. AREA(IN SQM)		NO. OF STAFF REQUIRED
1	CLINICAL LABORATORY (HAEMATOLOGY OR PATHOLOGY SECTION, BIOCHEMISTRY SECTION, MICROBIOLOGY SECTION)			2- LAB TECHNICIAN,1-LAB ATTENDANT, 1 X-RAY TECHNICIAN, 1-DARK ROOM ASSISTANT, 1-ECG TECHNICIAN,1-NURSING STAFF, 1-MICROBIOLOGIST, 1- LAB ASSISTANT MICROBIOLOGY
2	IMAGING SECTION			
3	OTHER DIAGNOSTICS			
4	WAITING AREA,CIRCULATION AREA AND TOILETS			
5	DIAGNOSTIC ZONE IN-CHARGE OFFICE			
6	TEST REPORT ISSUE COUNTER	175		
	TOTAL	175		9

REQUIRMENTS (HOSPITAL)

OUT PATIENT ZONE(OPD) (FOR 100 INTAKES)

S.NO	UNIT	MIN. AREA(IN SQM)	ENGLISH TRANSLATION OF OPD	NO. OF STAFF REQUIRED
	Screening out patient department including screening counters	20		
1	Minimum number of screening counters (number of counters may be increased depending on patient footfall)	2		
2	Atyayika chikitsa (emergency or causality) out patient department including observation beds	30	Emergency treatment for acute health conditions	2(NURSE + AYA)
	Swasthya Rakshana out patient department including counselling cubicles	25	Health care	
3	Minimum number of counselling cubicles	2		
4	Kayachikitsa out patient department	25	imbalances in the digestive system , Skin diseases,Arthritis Neurovascular disorders	
5	Panchakarma out patient department	25	Ayurvedic therapy that involves Pancha (five) karmas (actions) that helps in cleansing the body of accumulated toxins with an aim to restore health	
6	Procedural room or minor operation theatre for outpatient department	20		
7	Shalakya chikitsa (Netra) out patient department	30	Department of diagnosis and management of diseases occurring in EYE	
8	Shalakya chikitsa (Karna, Naasa and Mukha) out patient department	30	Department of diagnosis and management of diseases occurring in ENT	
	Prasuti-Streeroga (in case of two out patient departments, one each for Prasuti and Streeroga)	25	Gyneacology & Obstetrics in Ayurveda	2(NURSE + AYA)
9	Procedural rooms (in case of two procedural rooms, one each for prasuti-Streeroga)	20		
10	Kaumarabhritya out patient department	25	Pediatrics of Ayurveda (focuses on the health of children from infancy to adolescence)	
11	Visha chikitsa out patient department	25	poison therapy	
12	Speciality clinics	25		
13	Online consultation facility	20		
14	Out patient department in-charge office	15		1
15	Waiting area, drinking water facility, breast feeding area, toilets, area for wheel chair and stretcher, area for keeping housekeeping materials	200		
16	Drug stores and dispensary	45		2(PHARMACIST)
	TOTAL	634		9

REQUIRMENTS (HOSPITAL)

IN-PATIENT ZONE (FOR 100 INTAKES)

MEDICAL IN-PATIENTS SECTION

S.NO	UNIT	MIN. AREA(IN SQM)	NO. OF ROOMS	NO. OF STAFF REQUIRED
1	Area required for in-patients beds (six square metre per bed)	360		
a.	Kayachikitsa Ward beds of atyayikachikitsa	120		2 Resident medical officer (one for thirty beds) 6NURSE (one for ten bed) 3 AYA(one for twenty bed)
b.	Panchakarma Ward	150		
c.	Kaumarabhritya Ward	60		
d.	Visha Chikitsa Ward	30		
2	Emergency ward and intensive care unit (two to six beds)	50 – 200		
3	Nursing counter and store (one counter for every thirty beds)	40	2	
4	Seating for interns	15		
5	Room for night duty nurse (one for every thirty beds)	40	2	
6	Room for night duty interns (male and female separately)	50	2	
7	Room for night duty doctor	25		
8	Ward procedural room	20		
9	Clinical classrooms	90	2	
10	Circulation area and corridors	30		
11	Toilets (male and female separately), drinking water facility (hot and cold), place for trolleys, biomedical waste management, clean and dirty utility, housekeeping materials, and the like	400		
	TOTAL	1220		11

SURGICAL IN-PATIENTS SECTION

S.NO	UNIT	MIN. AREA(IN SQM)	NO. OF ROOMS	NO. OF STAFF REQUIRED
12	Area required for in-patients beds (six square meter per bed)	240	1	
a.	Shalya Ward	120		2 Resident medical officer (one for thirty beds) 4NURSE (one for ten bed) 2 AYA(one for twenty bed)
b.	Shalakya Ward	60	1	
c.	Prasuti and Streeroga Ward	60	1	
13	Nursing counter and store (one counter for every twenty beds)	40	2	
14	Seating for interns	15	1	
15	Room for night duty nurse (one for every twenty beds)	40	2	
16	Room for night duty interns (male female separately)	50	2	
17	Room for night duty doctor	25	1	
18	Ward procedural room	20	1	
19	Clinical classrooms	90	2	
20	Circulation area and corridors	30		
21	Toilets (male and female separately), drinking water facility (hot and cold), place for trolleys, biomedical waste management, clean and dirty utility, housekeeping materials, and the like	400		
	TOTAL	950		8

REQUIRMENTS (HOSPITAL)

PROCEDURAL MANAGEMENT ZONE (FOR 100 INTAKES)

PANCHAKARMA THERAPY SECTION

S.NO	UNIT	MIN. AREA(IN SQM)	NO. OF ROOMS	NO. OF STAFF REQUIRED
1	Reception and waiting	20		1
2	Consultation room	25		1 SENIOR RESIDENT
3	Preparation room, store, waste management	50		1 Cook
4	Therapy rooms – male (at the rate of thirty square meter)	120	4	
5	Therapy rooms – female (at the rate of thirty square meter)	120	4	
6	Cubicle (at the rate of five square meter)	30	6	
7	Therapists room separate for males and female	40	2	8(4+4)
	TOTAL	405		11

SURGICAL THERAPY SECTION

S.NO	UNIT	MIN. AREA(IN SQM)	ENGLISH TRANSLATIONS	NO. OF STAFF REQUIRED
8	Minor operation theatre	100		2 NURSING STAFF
9	Major general operation theatre	200		3 OPERATITION THEATRE ATTENDANTS
10	Anushastra karma	50	Anushastra karma is a surgical procedure in Ayurveda that uses non-surgical instruments or is performed without surgical tools	1 ANUSHASTRA KARMA TECHNICIAN
11	Labour room	50		
12	Prasuti-streeroga procedural room	30		
13	Garbhasanskra	30	Garbhsanskar Mental and Intellectual Development of Unborn Child	3 NURSING STAFF 3 AYAH (ONE PER SHIFT)
14	Kriyakalpa section	30	Kriyakalpa is the treatment that refers to the procedures in which medications/drugs are applied in or around the eyeball as a method of treatment (SHALAKYA CHIKITSA)	2
15	Physiotherapy section	100		1 PHYSIOTHERAPIST 1 ATTENDANT
16	Yoga section	50		1 YOGA DEMONSTRATOR
	TOTAL	640		17
	HOSPITAL TOTAL AREA	4729		
	HOSPITAL TOTAL AREA AFTER ADDING 50%	7093.5	0.5	

REQUIRMENTS (HOSPITAL)

SERVICE ZONE (FOR 100 INTAKES)

PATHYA-DIET SECTION

S.NO	UNIT	MIN. AREA(IN SQM)		NO. OF STAFF REQUIRED
				1-INCHAGE , 2-PATHYA COOKS,2 MULTI-TASKING STAFF

CENTAL STERILIZATION

S.NO	UNIT	MIN. AREA(IN SQM)		NO. OF STAFF REQUIRED
				1-NURSING STAFF , 1-AYA
			TOTAL	7
			TOTAL NO OF STAFF IN HOSPITAL	94

1.10.3 Requirements in College

REQUIRMENTS (COLLEGE)

College Block		100	Intake
S.No.	Block	Minimum Required Area (sqm)	No. of Staff
	Administration Zone		
1	Head of the Institution (Director or Dean or Principal) Office including anteroom and attached toilet	50	
2	Personal Assistant to head of the Institution	10	
3	Visitors lounge for visitors to head of the Institute	20	
4	Office Supritendent	10	
5	Clerical staff, establishment and accounts section with cash counter	60	
6	Visitors lounge for office visitors	20	
7	Record Room	40	
8	Central store	50	
9	Pantry	5	
10	Toilets for office staff	20	
11	College council meeting room	100	
12	Deputy Director or Deputy Dean or vice-principal	20	
13	Central workshop and maintenance cell	50	
	Sub Total I	455	sqm

Teaching Departments			
	Teaching Department	Minimum Required Area (sqm)	No. of Teaching Staff
A	Samhita Siddhanta and Sanskrit	130	
I	Teaching Staff		
	Professor	10	1
	Associate Professor	15	1
	Assistant Professor	13	3
	Language Lab	30	1
	Computer system	10	1
II	Non Teaching Staff (2no.)		
	Clerk		1
	Multi Tasking Staff		1

REQUIRMENTS (COLLEGE)

B	**Rachna Sharir including dissection hall other associated units**	**250**	**sqm**
I	Teaching Staff (3no.)		
	Professor	10	1
	Associate Professor	15	1
	Assitant	13	1
	Department Library		
	Dissection Hall	210	50 students
	Museum		
	Embalming room		
	Cadaver Storage		
II	Non Teaching Staff (4no)		
	Clerk		1
	cadaver lifter		1
	attendent for museum		1
	multi tasking staff		1

C	**Kriya sharir including kriya laboratory and other associated units**	**225**	**sqm**
I	Teaching Staff (3no.)		
	Professor	10	1
	Associate Professor	15	1
	Assitant	13	1
II	Library and Labs		
	Department Library		
	E library		10
	Physiology or Kriya Laboratory		
III	Non Teaching Staff (4no.)		
	Lab Technician		
	Clerk		1
	Lab Attenant		1
	multi tasking staff		1
			1

REQUIRMENTS (COLLEGE)

D	Dravyaguna including laboratory and other Dravyaguna including laboratory and other associated units	250	sqm
I	Teaching Staff (3no.)		
	Professor	10	1
	Associate Professor	15	1
	Assitant	13	1
II	Library and Labs ()		
	Department Library		
	E- Library		10
	Herbarium Dravgyuna Museum		
	Laboratory		
III	Non Teaching Staff (6no.)		
	Lab Technician (12th Standard pass with biology)		1
	Clerk (Graduate with computer knowledge)		1
	Lab Attendant (minimum 10th standard)		1
	Museum and Herbarium Keeper		1
	Gardener		1
	Multi-tasking staff		1

E	Rasa Shastra and Bhaishajyakalpana including teaching pharmacy	250	sqm
I	Teaching Staff (3no.)		
	Professor	10	1
	Associate Professor	15	1
	Assitant	13	1
II	Library and Labs		
	Department Library		
	E- Library		10
	Teaching Pharmacy		
III	Non Teaching Staff (4no.)		
	Instructtor		1
	Clerk		1
	Lab Attendant (minimum 10th standard)		1
	Multi Tasking Staff		1

REQUIRMENTS (COLLEGE)

F	Quality Testing Laboratory	200	sqm
I	Library and Labs		
	Laboratory 1no.		
II	Non Teaching Staff (5no.)		
	Analytical Chemist		1
	Clerk		1
	Pharmacognosist		1
	Lab Attendant		1
	Multi-tasking staff		1

G	Roganidana and vikriti vijnana including Rognidana and other associated units	250	sqm
I	Teaching Staff (3no.)		
	Professor	10	1
	Associate Professor	15	1
	Assitant	13	1
II	Library and Labs		
	Department Library		
	E- Library		10
	Pathology Laboratory		
	Museum		
III	Non Teaching Staff (4no.)		
	Lab Technician		1
	Clerk		1
	Lab Attendant (minimum 10th standard)		1
	Multi Tasking Staff		1

REQUIRMENTS (COLLEGE)

J	Kayachikitsa	150	sqm
I	Teaching Staff (5no.)		
	Professor	10	1
	Associate Professor	30	2
	Assitant	26	2
II	Library and Labs		
	Department Library		
	E- Library		10
	E Disply Facility		
III	Non Teaching Staff (2no.)		
	Multi Tasking Staff		1
	Clerk		1

K	Panchakarma	100	sqm
I	Teaching Staff (4no.)		
	Professor	10	1
	Associate Professor	15	1
	Assitant	26	2
II	Library and Labs		
	Department Library		
	E- Library		10
	E Disply Facility		
III	Non Teaching Staff (2no.)		
	Multi Tasking Staff		1
	Clerk		1

REQUIRMENTS (COLLEGE)

N	Prasuti-Streeroga	100	sqm
I	Teaching Staff (3no.)		
	Professor	10	1
	Associate Professor	15	1
	Assitant	26	2
II	Library and Labs		
	Department Library		
	E- Library		10
	E Disply Facility		
III	Non Teaching Staff (2no.)		
	Multi Tasking Staff		1
	Clerk		1

O	Kaumarabhritya	100	sqm
I	Teaching Staff (3no.)		
	Professor	10	1
	Associate Professor	15	1
	Assitant	26	2
II	Library and Labs		
	Department Library		
	E- Library		10
	E Disply Facility		
III	Non Teaching Staff (2no.)		
	Multi Tasking Staff		1
	Clerk		1
	Sub Total II = (A to O)	2755	sqm

REQUIRMENTS (COLLEGE)

Other Units of College

1	Workshop	75
2	Office, storage, circulation area, toilets	50
3	Information technology cell	50
4	Lecture halls (4no.)	150
5	Multi-purpose hall for seminar or conference or examination or yoga and the like activities	300
6	Central library	250
7	Digital library	
8	Wifi Compus	30
9	Non Wifi Campus	50
10	Language laboratory	30
11	Research Innovation and Entrepreneurship Development Cell	30
12	Co-curricular and extra curricular activities	100
13	Commonm Room Boys	50
14	Common Room Girls	50
15	Common room for non-teaching staff	40
16	Student council room	30
17	Student support, career guidance and placement cell, grievance redressal cell and Committee Against Sexual Harassment	20
18	Yogya clinical skill laboratory	250
19	Internal quality assurance cell	40

REQUIRMENTS

	BUILT BLOCK	No. of Rooms	AREA	UNIT
I	ADMINISTRATION BUILDING			
	VICE CHANCELLOR OFFICE	1.00	230.00	Sqm
	50 CAPACITY MEETING HALL	1.00	130.00	Sqm
	REGISTRAR OFFICE	1.00	130.00	Sqm
	D R OFFICE	2.00	80.00	Sqm
	AR OFFICE	3.00	90.00	Sqm
	WORKING CUBICALS (AR AND DR) 16NO. STAFF CUBICALS	1.00	115.00	Sqm
	ESTABLISHMENT	2.00	260.00	Sqm
	ACADEMIC / RESERCH/ DEVELOPMENT CELL	3.00	230.00	Sqm
	LEGAL CELL	1.00	80.00	Sqm
	IT CELL	1.00	200.00	Sqm
	DCDC OFFICE	1.00	80.00	Sqm
	FINANCE OFFICE (3NO.CHAMBERS)	3.00	100.00	Sqm
	WORKING CUBICALS (FINANCE OFFICE) 10 STAFF	1.00	70.00	Sqm
	GENERAL STORE	1.00	200.00	Sqm
II	EXAMINATION			Sqm
	CONFIDENTIONAL + DEGREE SECTION	1.00	230.00	Sqm
	VALUATION CENTER	1.00	230.00	Sqm
	TOTAL (B)		2,455.00	Sqm
	Circulation + Toilets		2,045.00	Sqm
	TOTAL BUILT UP		4,500.00	Sqm

III	ACADMIC BLOCK (1200)			Sqm
	LECTURE HALLS (80 Capacity)	20.00	2,600.00	Sqm
	LABORATORIES (60 Capacity)	6.00	1,200.00	Sqm
	STAFFS ROOM	2.00	80.00	Sqm
	PROFESSORS CHAMBER	4.00	25.00	Sqm
	TOTAL (B)		3,905.00	Sqm
	Circulation + Toilets		4,095.00	Sqm
	TOTAL BUILT UP		8,000.00	Sqm
IV	CENTRAL LIBRARY (500 Capacity)			
	LIBRARY	1.00	250.00	Sqm
	E=LIBRARY			Sqm
	ADMIN AREA	1.00	100.00	Sqm
	TOTAL (B)		350.00	Sqm
	Circulation + Toilets		400.00	Sqm
	TOTAL BUILT UP		750.00	Sqm
V	COMPUTER CENTER (250 Computer)			
	SEATING AREA	1.00	300.00	Sqm
	ADMIN AREA	1.00	150.00	Sqm
	TOTAL (B)		450.00	Sqm
	Circulation + Toilets		300.00	Sqm
	TOTAL BUILT UP		750.00	Sqm
VI	RESIDENTIAL			
a	100 SETAER BOYS HOSTEL	1.00	2,474.96	Sqm
b	100 SETAER GIRLS HOSTEL	1.00	2,474.96	Sqm
c	KULGURU NIWAS & OFFICE	1.00	262.00	Sqm
d	REGISTRAR RESIDENCE	1.00	231.00	Sqm
e	12 NO. (F-Type,Class I, 4BHK)-186 sqm each	12.00	2,340.00	Sqm
f	12 NO. (E-Type,Class II, 3BHK) -115 sqm each	12.00	1,539.00	Sqm
g	16 no. (G-Type,Class III, 2BHK) - 65sqm each	16.00	1,440.00	Sqm
h	16 no. (H-Type,Class VI, 1BHK)-35sqm each	16.00	888.00	Sqm
	TOTAL BUILT UP		11,649.92	Sqm
VI	Multipurpose Sports Complex/ Gym	1.00	500.00	Sqm
VII	Shopping Complex / Amenities Center	1.00	300.00	Sqm
	TOTAL BUILT UP		800.00	Sqm
	GRAND TOTAL		26,449.92	Sqm

2 Literature Review

2.1 Brief about Ayurveda

Ayurveda, popularly known as the Indian system of medicine, is gaining worldwide recognition day by day (Sarang Dharan, 2009). It is the ancient Indian health care system and is the world ‘s oldest and comprehensive system of natural medicine.

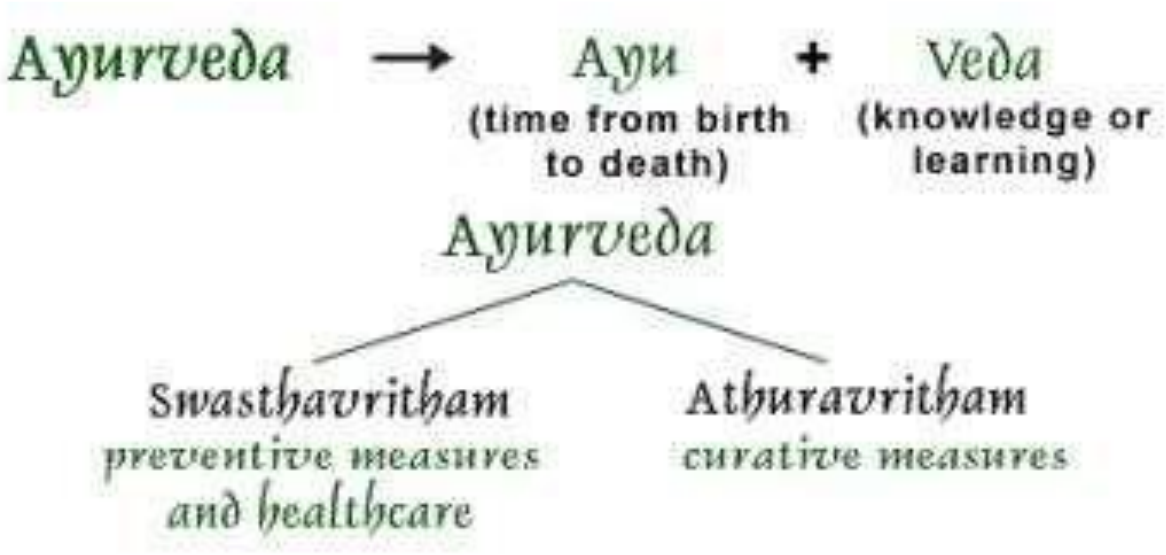

Figure 6 Meaning of Ayurveda

Ayurveda is grounded in Hinduism and Vedic texts dating back 3,500 years or even before. Ayurveda, knowledge, or science of life represents a sophisticated system of healing that offers approach to living based on the balance and nurturance of mind, body, and spirit (Shroff 2000, cited by Spitzer, 2009). Ayurveda dictates the social norms for an individual. This helps in maintaining spiritual health and also elaborates on the daily routine and seasonal routine.

According to ayurveda, man is influenced to a great extent by his environment which affects their health status too. These routines include diets, habits, and a general attitude towards life. These are to be changed according to the age and sex of an individual, his living condition, and the environment. This helps the body to maintain its natural resistance to diseases. Ayurveda like other systems of traditional medicine has its unique features. It lays emphasis on the promotion of positive health and prevention of diseases. In the treatment prescribed, it does not aim at correcting the affected part alone.

The treatment always aims at correcting the site of origin. Yoga and Tantra which are primarily meant for spiritual attainments have also certain prescriptions for the prevention and care of psychic, somatic, and psychosomatic ailments. They have a rich tradition of the use of plants, minerals, and animal products having therapeutic utility.

2.2 Principles of Ayurveda

Ayurveda briefly explains the knowledge of the dos and don'ts one must follow, which favours the well-being of everyone to lead a healthy, happy, and comfortable life, both physically and mentally. It also emphasizes that prevention is better than cure. Ayurveda is also known as Ashatangaveda (the word literally means eight branches of knowledge). The eight specialized branches are:

1. Kaya Chikitsa – General Medicine
2. Kaumara Chikitsa – Pediatrics
3. Graha Chikitsa – Psychiatry
4. Shalakya Thantra – Diseases of ear, nose, throat, head and its surgery
5. Shallya Thantra – General Surgery
6. Aganta Thantra – Toxicology
7. Rasayana Chikitsa – Rejuvenation therapy
8. Vajeekarana Chikitsa – Aphrodisiac therapy

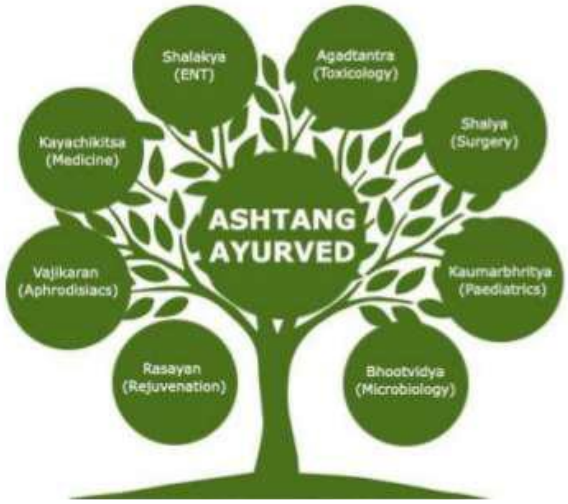

Figure 7 Principles of Ayurveda

2.3 Ayurveda treatment and its types

Ayurveda treatments are the methods that offer assistance either kill or normalize dismal doshas or to work as a palliative in activity. The purposeful of ayurvedic medicines is to upgrade the recuperating strategy by disposing of the gathered horrible doshas. The medications in Ayurveda can be classified into two categories depending on their mode of action.

Shodana – Cleansing procedures

Shamana – Palliative remedy

The purpose of shodhana treatment is chosen depending on numerous components like age, infection, the state of dosha, etc. Shodana treatments are planning to cleanse the framework to accomplish the maximum benefits of the drugs utilized within the treatment. These treatments are moreover known as panchakarma treatment.

Shamana treatment is prompted when the doshas can be treatable with pharmaceutical and other treatments. Once more this too depends on other variables like those who are not fit to experience shodana treatment, matured people, children and in pregnancy, etc.

2.4 Panchakarma treatment

Panchakarma is an Ayurvedic treatment that includes Pancha(five) karmas (activities) that makes a difference in cleansing the body of gathered poisons with an point to reestablish wellbeing. Your doctor, who assesses your different physical and mental parameters, would be the leading judge to select the correct cleansing procedures for you. Cleansing is done by cleansing poisons through diverse routes.

It is a part of the Ayurvedic treatment philosophy that originated nearly 5,000 years ago. The Pandits who developed the Ayurvedic principles and wrote treatises referred to this treatment in their texts. Images of Lord Dhanwanthari, who is considered the forefather of Ayurveda, is shown holding a leech in his hand for a bloodletting procedure to remove localized impure blood. The Charaka Samhita written more than 3,000 years ago is about the concept of Panchakarma. Since then, the system has developed over the years and processes like bloodletting are still being practiced using modern tools to help resolve certain illnesses effectively



Figure 8 Panchkarma meaning

2.4.1 Preparation

Vamana: This process includes induced vomiting to help balance the Kapha and is used in respiratory illnesses and skin ailments.

Virechana: when Pitta is in excess causes digestive problems. The prescribed purgative helps break the toxins in the stomach to balance the Pitta.

Vasti: This procedure includes administering of prescribed oils and liquid combinations through the anorectal route to help balance the Vata.

Nasya: This process done via nasal orifice helps decongest the sinuses and heal abnormalities of the cranial nerves.

Raktamokshana: This method makes use of leeches or sterilized sharp instruments to remove impure blood from the body.

2.4.2 Benefits of Panchakarma

It is an Ayurvedic therapy that helps to remove toxins and impurities from the body and mind.

This helps to maintain the equilibrium of Doshas and thus restore a state of good health.

It helps optimize the functions of the gastrointestinal tract, the nervous system, the cardiovascular, the respiratory, the reproductive, the endocrine, and the lymphatic systems.

It helps in refurb the immune system and makes the body to resist infections.

It helps in the relaxation of the body and mind. It helps to relieve stress.

- **Abhyanga – Ayurvedic Oil Massage**



Abhyanga or the Ayurvedic Oil Massage is practiced widely. Abhyanga is a process where medicated oil is anointed over the body and massaged for a particular duration. Abhyanga is preferred for anyone who wants to be healthy in Ayurveda. Therapeutic Abhyanga is done with specific purposes such as diseases, conditions, seasons, etc. Abhyanga is a pre-procedure for many other treatments for example in Panchakarma treatments. Ayurvedic studies have explained the benefits of Abhyanga in detail and advise everyone to do it on daily basis to prevent many diseases and to be healthy. Regular abhyanga also works as a rejuvenator.

- **Aschotana**



Achotana is a process where medicine is poured as drops in open eye. This is a process done as the first line of treatment for all eye diseases. Medicines are dropped from a height (2 angula). This treatment must be done in the daytime. It can be done before purificatory procedures. It is done when there is pain, itching, irritation, burning sensation, and redness in the eyes.

- **Agni Karma**



Agni karma is a process where the prescribed material is heated and applied over the place of the disease. Agni karma is superior t among the other treatments Because it is simple, fast, cost-effective, and provides an immediate result. The various materials are used such as instruments in the Agni karma such as metals, pip pali, etc.

- **Anjanam**



Anjana is a process of application of medicines in the Eye with the use of a Shalaka(probe). Anjana can be used in different types of eye diseases. As the eye is the place of Tejas and it has the changes getting run up kapha to produce diseases it is preferred to apply Rasanjana once a week to drain the Kapha from the Eyes.

- **Avagaha Sweda**



Avagaha means to immerse or dip. This is a sweating procedure in which the patient is made to sit or lie in a tub until the proper sweating is seen. The Warm liquid is poured in a tub will produce sweat. This procedure either can be done to the whole body or to any particular part depending upon the condition. Avagaha *Swedha* should not be applied above the neck level

- **Choorna Pinda Sweda (Podi Kizhi)**



This procedure helps to induce sweat. Here choorna (medicated powder) and Pinda means bolus. This is also known as Podi Kizhi in Kerala. Medicated powders are heated and tied with a cloth and this is applied over the desired part to all over the body below the neck. This is mainly used in kappa-predominant diseases or Vata and kapha diseases.

- **Dhoomapanam**



Dhooma means smoke panna means intake. In this medicated herb are burnt and the smoke is inhaled through the nose or mouth with the help of a special instrument. It is done the kapha predominant diseases especially related to the respiratory system. It helps in clearing the pathways. It is preferred in cold, cough, diseases of mouth, etc.

- **Patra Pinda Sweda (Ela kizhi)**



Patra means leaves and pinda means bolus. It is also known as Ela kizhi in Kerala. Prescribed leaves are collected and chopped into small pieces. These are then fried mildly by adding medicated oil. Other ingredients like garlic, lemon, etc. are added. Once they are prepared, a

bundle is made by tieing them with clothes. This bolus is heated and used for inducing sweating. This is a combination of dry(ruksha) and unctuous(snidga). It is indicated where Vata and Kapha are involved.

- **Greeva Vasti**



Greeva means neck and vast is a process of retention of medicated oil or ghee in it. This is a combination of snigda and swedana together. A boundary is constructed by using the paste of a black gram at a specific height. The warm medicated oil or ghee is poured into it and retained for a period of time. It is used in neck pain, cervical spondylosis, etc

- **Uro Vasti**



Uro Vasti or Hrudaya Vasti is a process where medicated oil or ghee is retained in the chest region. This is also mild soothing in nature. A boundary is made with a particular height using the paste of black gram to retain the ghee or oil. It is used in breathing difficulties, asthma, cardiac problems, etc.

- **Janu Vasti**



Janu means knee and retaining medicated oil or ghee is called Janu vast or basti. Paste of black gram is used to construct a boundary with the defined thickness. This procedure induces mild along with a calming effect. It is indicated for knee joint pain. The medicated oil is selected according to the dosha predominance.

- **Jalaukavacharana (leech therapy)**



Jalauka means leech. It is method used to eliminate the vitiated blood from the localized area. It is the bloodletting procedures which are considered too easy, safe, with an excellent result. The non-poisonous leeches are used to remove the degraded blood.

- **Kashaya Dhara**



Kashaya Dhara literally means pouring the medicated decoction. A warm liquid is prepared according to the condition and poured in a manner all over the body (except above the neck). This is a form of wet soothing therapy which is used in various diseases conditions.

- **Kati Vasti**



Kati Vasti is a process where medicated oil or ghee is retained in the lower back. It is a type of sedation. It is applied in low back pain, stiffness in the back, disc problems, etc.

- **Ksheera Dhara**

Ksheera Dhara is a procedure where herbs are boiled with milk. The medicated milk is poured all over the body. This is also used for the Shiro Dhara. This is mainly used in pitta predominant conditions



- **Ksheera Dhooma**



Ksheera doom is a type of sweating therapy. Medicated milk is boiled in a closed container having a pipe to direct the steam. This steam is used in the required area of the body to produce sweat. It is used for treating facial paralysis, stiffness in the neck or scapular region, etc.

- **Kshara Sutra**

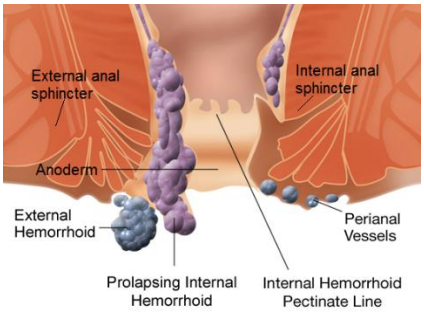

Figure 9 Kshara Sutra

Kshara treatment is a para-surgical process where specified kshara is applied directly to the required area. Kshara treatment is believed as one of the best curative treatments for certain diseases. Kshara sutra is a thread treated with kashara. The kashara sutra is tied to a part that is to be removed. Kshara sutra is used in diseases related to any rectal region. Some of the common conditions like piles, fistula, fissures are treated by using kshara sutra.

- **Mukha Lepa**



The process of application of medicated paste over the face is called Mukha leapa's. The medicines are selected according to the dosha and are made into a paste. This paste is applied on the face with a and kept there for some time. The Mukha leapa's are classified into three categories. They are

Doshagna mukha lepa helps to clear the dosha's vitiated,

Vishaghna lepa helps to remove the toxins from the place of application,

Varnya lepa helps to improve the colour and complexion of the face.

2.5 Key Factors to remember while designing a hospital

Hospital design is a complex which requires careful considerations of various factors.it is place for healing, care and support for patients and their families. It is a combination of both medical treatment and emotional well-being. Some of the essential considerations are as follows:

Functionality and flow
Functionality and well-planned flow are the most important factor while designing a hospital. The distances between departments should be minimum. The path that a patient takes from arrival to different treatments areas should be considered. The design should provide easy navigation for patients, visitors, and medical personnel.

Patient Centric Approach
The patient experience should be filled with ease and comfort. The physical environment can have a great impact on patient's emotional and mental wellbeing. Incorporating comfortable waiting area, private patient rooms, and spaces that allow for natural light and views of nature will add a positive impact. calm and positive atmosphere can contribute to the healing process.

Flexibility
As health care is an ever-evolving field, hospital should be designed in such a way that it can easily adapt new technologies and changes in patient car approach. design should be flexible enough to stand over the years.

Collaboration and Communication
A hospital is a place where a lot of medical professionals work together. Design should encourage communication and teamwork. Inviting common areas could provide them a platform to share ideas, leading to better patient care.

Technology Integration
Ensuring the integration of various technological systems which may include electronic health records, telemedicine capabilities, and advanced imaging equipment.

Infection control and safety
Proper ventilation, easily cleanable surfaces, and spatial layouts that minimize the risk of cross-contamination should be provided. Safety measures like clearly marked exits, fire-resistant materials, and accessible emergency equipment should be provided in the design.

Sustainability and environmental impact
Hospitals are the major consumers of resources. Sustainability should be kept in mind while designing to reduce energy consumption and a smaller environmental footprint. We can incorporate energy-efficient lighting, and HVAC systems and utilize environment-friendly building materials wherever possible.

Privacy and Dignity
Designing Patient rooms and spaces in such a way that it maintains confidentiality and also provides necessary access for medical staff. Adequate space for family members to be with patients can provide them with emotional support.

Rules and regulations
Adequate standards and norms should be followed to ensure patient safety. The given facilities should fulfill all the requirements.

Aesthetic and Cultural Considerations

The hospital's aesthetic should align with its purpose. Local culture and community preferences should be considered. A welcoming and culturally sensitive environment can enhance the overall patient experience

2.6 STANDARDS AND BYLAWS:

CCIM GUIDELINES FOR AYURVEDA HOSPITAL DESIGN

NATIONAL ACCREDITATION BOARD FOR HOSPITALS AND HEALTHCARE PROVIDES

General Structural Standards for Ayurveda Hospitals

1.	No. of treatment rooms	Maximum 15 Treatments/Day/Treatment Room (No of treatments depends on type & nature of treatments e.g. Basti will take less time however vaman will take long time)
2.	No. of consultation rooms	Maximum 25 consultations/consultation room/ day
3.	Consultation & examination room	minimum 10ft. x 10 ft.
4.	Pharmacy/Dispensary specs	minimum 10 ft. x 10 ft.
5.	Medical Stores specs	A room that is minimum 100 sq. ft is required
6.	Medicine preparation area	A room that is minimum 100 sq. ft is required
7.	Kitchen	Sufficient size to prepare food for inpatients as per diet advised by the doctor or /Ayurvedic dietician
8.	Waiting area	Minimum 100 sq. ft per 10 beds
9.	Office area with enquiry counter, cash counter and record area	Minimum 100 sq. ft per 10 beds
10.	Circulation areas	corridors/ stairs/ lifts/ramps etc.- Minimum 200 sq. ft per 25 beds
11.	Total area	Approximately 300 sq. ft per bed (strength)
12.	Water supply	Round the clock availability for patients. Minimum 200 litres per bed per day
13.	Electricity	at least 3 hours backup or generator for critical areas
14.	RMO	to be present
15.	RMO Quarters	Minimum 1 room with attached bathroom, approximately 200 sq. ft
16.	Nursing Station/Duty room(Nurses)	One nursing station/room per 10 beds of approximately 200 sq. ft
17.	For out-patient department	
	• No. of Wash basins	1 for every 50 persons or part thereof
	• No. of Water closets	1 for every 40 beds or part thereof
18.	For in-patient department	
	• No. of Wash basins	1 for every 12 persons or part thereof
	• No. of Water closets	1 for every 6 beds or part thereof
	• No. of bathrooms	Minimum 1 bathroom per 6 beds/ one for each therapy rooms
19.	Average size of toilet	3.5 sq.m.
20.	Space between 2 rows of beds in a ward	minimum 5 ft.
21.	Distance between 2 beds	minimum 3.5 ft.
22.	Size of hospital bed	minimum 6' x 3'
23.	Area per bed	Minimum 50 sq. ft./ bed
24.	Nurses to beds ratio	(provide for 50% capacity utilization scenario)- 1 for every 10 beds
25.	Panchakarma Technican/Assistant/Therapist	Minimum 2 per treatment room; male and female separate; i.e. minimum 2 male panchakarma technicians or 2 female panchakarma technicians for a treatment room. The technician/Assistant/Therapist should have passed minimum 3 months certificate training course in Panchkarma.
26.	Panchakarma Attendant	Minimum 1 per treatment room; male and female separate.

Specifications of the Panchakarma Theatre:

1. Room Size: Minimum 10 ft. X 10 ft.
2. Attached toilet and bathroom
3. Droni: Minimum 7ft. X 2.5ft. (Wood or Fibre)
4. Appropriate stand to fix droni: 2.5ft.height
5. Swedana chamber and nadi swedan yantra
6. Footstool-1
7. Stool-1
8. Arm chair-1
9. Heating facilities
10. Shirodhara stand and shirodhara table
11. Basti Yantra
12. Uttara Basti Yantra for males and females
13. bedpan (male and female)
14. vamana patra
15. kidney trays
16. raktamokshana kit including leeches,syringes and needles
17. Gokarnas-2
18. Stethoscope-1
19. Sphygmomanometer-1
20. Thermometer-1
21. Hot water-bath
22. Pressure cooker (5litres)-1
23. Small pillows covered with rexin sheet-2
24. Small almairah-1
25. Plastic aprons, gloves and masks
26. Knife and scissor- 1 each
27. Clock-1
28. Hot water facility
29. Exhaust fans- Minimum 1
30. Sufficient light and ventilation
31. Autoclave equipment for sterilization

Specifications of the specialized Panchkarma – Uttarbasti (for Male & Female)

Note: Consent verbal or written consent is necessary before male or female uttarbasti. Patient need to made well aware of Uttarbasti procedure

For Female Uttarbasti –

1. **Consultant requirements** – Ayurvedic doctor with Post Graduate degree in Striroga and Prasuti or Panchkarma or Shalya
2. **Room requirements** – Minimum 100 sq feet having good ventilation and light
3. **Articles requirements** -
    a. Sterilizer or Autoclove
    b. Pillow
    c. Hot water bag
    d. Kidney tray
    e. Good light source
    f. Table having bars for giving lithotomy position
    g. Disposable syringes (5 – 10 cc)
    h. Sterilized Gloves
    i. Sterilized cotton
    j. Sterilized tampoons
    k. Sterilized medicine (Medicated Ghee or oil or decoction used for treatment of Uttarbasti)
4. **Instrument requirements** – All instruments should be sterilized or autoclaved
    a. Sims speculam
    b. Anterior vaginal wall retractor
    c. Vulsellum
    d. Uterine sound
    e. Swab holder
    f. Artery forceps
    g. Toothed forceps
    h. Metallic or disposable insemination canula

For Male Uttarbasti –

1. **Consultant requirements** – Ayurvedic doctor with Post Graduate degree in Striroga and Prasuti or Panchkarma or Shalya
2. **Room requirements** – Minimum 100 sq feet having good ventilation and light
3. **Articles requirements** -
    a. Sterilizer or Autoclove
    b. Pillow
    c. Hot water bag
    d. Kidney tray
    e. Good light source
    f. Disposable syringes (20 – 50 cc)
    g. Sterilized Gloves
    h. Sterilized cotton
    i. Sterilized gauze
    j. Foley's catheter (various sizes as per requirement)
    k. Sterilized medicine (Medicated Ghee or oil or decoction used for treatment of Uttarbasti)
4. **Instrument requirements** – All instruments should be sterilized or autoclaved

a. Swab holder
b. Artery forceps

Specifications of Ksharasutra Section

Space requirements

1. Consultation room: 400 Sq. ft.
2. OT Room 200 Sq. ft.
3. Sterilization Room 200 Sq. ft.
4. Recovery Room 200 Sq. ft.
5. Multipurpose Room 200 Sq. ft.

The OT and sterilization room should be provided with AC.

Complete aseptic precaution should be taken

Specifications of Leech therapy:

I. Staff required:

a)	Ayurvedic surgeon/physician	: 01	
b)	Technician	: 02	(Male = Female)
c)	Attendant	: 02	(Male = Female)
d)	Safaiwala	: 01	

II. Space Requirement :

a) Room for Minor O.T. : 500 Sq. ft.

III. Equipments / Miscellaneous items:

a)	Storage Aquarium for fresh leeches	:	50-75 litres capacity (may be with partitions)
b)	Glass containers (1 litre capacity) for storing used leeches:	:	25 - 50 (For each patient requires separate container and the number may vary according to the number of patients)
c)	Leeches	:	(As per the requirement, usually 3-5 leeches per patient / treatment period)
d)	Surgical table	:	02
e)	Surgical trolley	:	04
f)	Surgical tray	:	05
g)	Instruments	:	Different types of Forceps, Scissors, Needles, Suturing material etc. (As per the requirement)
h)	Dressing tray with gloves, Bandage cloth, Bandages etc.		(As per the requirement)
i)	Materials	:	Turmeric, Saindhavalavana, Jatyadi ghrita, honey. (As per the requirement)

Specific Structural Standards for Hospitals that are 100 bedded and above

The hospital should be a fully functional with requisite space, furniture, equipment, diagnostic facilities, technical and supporting manpower and all other essentially required facilities as under:-

(a) **Space requirement:** The hospital shall be suitably spacious to accommodate Out-Patient Department(OPD) and In-Patient Department(IPD) wards in addition to reception, patients' waiting area, dispensing room, dressing room, clinical laboratory, radiology section, pharmacy, kitchen, service rooms, medical record-room, Pancharkarma therapy section, Store Rooms, separate male and female wards., specialised therapy theatre, shall be available appropriate with the scope of services offered by the hospital.

Duty rooms for Doctors, Nurses and other staff, incineration unit and bio-medical waste management system and other requirements.

(b) **Out-Patient Department (OPD):** The hospital shall have a provision for attending outdoor patients in a room that well-lighted and ventilated and equipped with a chair and a table for doctor, like X-ray viewer, two chairs for patients attendants, an examination table with screen, a Blood Pressure apparatus, a stethoscope, a torch, a thermometer and a weighing machine. Essential diagnostic tools required for examination of patients in Shalya, Shalakya, Kaumarbhritya and Striroga evum Prasuti Tantra OPDs shall be available in accordance with the scope of services offered by the hospital.

(c) **In-Patient Department (IPD). -** The indoor department of the hospital shall have separate male and female wards and distribution of beds at the rate of 50 sq. feet area per bed.

(d) **Rog Nidan avum Prayogshaliya Parikshan Prayogshala (Clinical Laboratory for clinical diagnosis and investigations).** There shall be a central laboratory in the hospital complex with proper infrastructure and manpower for carrying out routine, pathological, biochemical and hematological investigations and Ayurveda diagnostic techniques on the patients referred from outdoor and indoor departments of the hospital.

(e) **Hospital Staff. -** The minimum staff required in a 100-bed non-teaching hospital, liable to be increased proportionately in accordance with bed strength, shall be as given below.

1. Medical Superintendent
2. Dy. Medical Superintendent
3. Consultant Physicians- depending on scope of services offered by the hospital
4. Resident Medical Officer
5. Nursing staff, Panchakarma technicians as per General Structural standards, above

ANNEXURE: II

Structural Standards For Hospitals Attached To Colleges

1. **Attached hospital.-** There shall be a fully functional hospital attached to the college with requisite space, furniture, equipment, diagnostic facilities, technical and supporting manpower and all other essentially required facilities as under:

   (a) **Space requirement:-** The hospital shall be suitably spacious to accommodate Out-Patient Department(OPD) and In-Patient Department(IPD) wards in addition to reception, patients' waiting area, dispensing room, dressing room, clinical laboratory, radiology section, side pharmacy, kitchen, service rooms, medical record-room, Pancharkarma therapy section, Ksharsutra therapy section, Operation Theatre, Labour Room, Store Rooms, separate male and female wards, Duty rooms for Doctors, Nurses and other staff, Incineration unit and bio-medical waste management system and all other requirements. Total built up area for one hundred bed hospital should be 3000 sq. mt., for one hundred fifty bed hospital 4000 sq. mt. and for two hundred bed hospital 5000 sq. mt. The distribution of built up area in the one hundred bed hospital shall be as given in the Table below:

Sl.	Particulars	Built up area
I.	**Hospital Administration Block:**	**100sq. mt.**
1.	Superintendent room	
2.	Dy. Superintendent room	
3.	Medical officers' room (for 2 Resident Medical Officer/ Resident Surgical Officer)	
4.	Matron room	
5.	Assistant Matron room (for 2)	
6.	Reception and Registration	
II.	**Out–Patient Departments(OPD)**	**500 sq. mt.**
1.	Kayachikitsa OPD with toilet and wash basin	
2.	Shalya OPD with toilet and wash basin	
3.	ShalakyaTantra OPD with toilet and wash basin	
4.	Stri Roga evum Prasooti Tantra OPD with toilet and wash basin	

5.	Kaumar Bhritya (Balarog) OPD with toilet and wash basin	
6.	Swasthavritta evum Yoga OPD with demonstration area, toilet and wash basin	
7.	Atyayika (Casuality) section with toilet and wash basin	
8.	Dressing and First Aid Room	
9.	Dispensary	
10.	Waiting Space space for patients	
11.	Store	
12.	Male and Female Toilets	
III.	**In–Patient Departments (IPD)**	**1400 sq. mt.**
1.	Kayachikitsa Male Ward with attached toilet and bath room	
2.	Kayachikitsa Female Ward with attached toilet and bath room	
3.	Panchakarma Male Ward with attached toilet and bath room	
4.	Panchakarma Female Ward with attached toilet and bath room	
5.	Shalya Male Ward with attached toilet and bath room	
6.	Shalya Female Ward with attached toilet and bath room	
7.	Shalakya Tantra Ward with attached toilet and bath room	
8.	Prasooti evum Stri Roga Ward with attached toilet and bath room	
9.	Kaumar Bhritya (Balaroga) Ward with attached toilet and bath room	
10.	Doctors' duty room one for each department with with attached toilet and bath	
11.	Nursing staff duty rooms, one in each ward with attached toilet-bath.	
12.	Store room for linen, etc.	

IV.	**Operation theaters, etc.**	**250 sq. mt.**
1.	OT (Major) with attached toilet and bath room	
2.	OT (Minor)	
3.	Shalakya OT	
4.	Labour Room with attached toilet and bath room	
5.	Neonatal care room	
6.	Central sterlisation/autoclave unit	
7.	Scrub room	
8.	Two Recovery room	
9.	Doctor's duty room with attached toilet and bath room	
10.	Interns/ house officer/ resident doctors room with attached toilet and bath room	
11.	Nursing staff room with attached toilet and bath room	
V.	**Panchakarma Unit:**	**300 sq. mt.**
1.	Snehana Kaksha (Male)	
2.	Snehana Kaksha (Female)	
3.	Swedana Kaksha(Male)	
4.	Swedana Kaksha(Female)	
5.	Shirodhara Kaksha(Male)	
6.	Shirodhara Kaksha(Female)	
7.	Vamana Kaksha(Male)	
8.	Vamana Kaksha(Female)	
9.	Virechana Kaksha(Male)	
10.	Virechana Kaksha(Female)	
11.	Basti Kaksha(Male)	
12.	Basti Kaksha(Female)	
13	Rakta Mokshana, Jalaukavacharana,	

	Agnikarma, Pracchanna etc Kaksha	
14.	Panchakarma therapist/ Physician's room	
15.	Panchakarma store room	
16.	Attached toilet-bath – 4 for males and 4 for females with wash basin and geyser facility in each. These will be in addition to the toilets of wards.	
VI.	**Physiotherapy Unit:**	**75 sq. mt.**
1.	1. Physiotherapy Room	
2.	2. Yoga Room	
VII.	**Clinical laboratory**	**150 sq. mt.**
	Well equipped and spacious area of 500 sq. mt. with separate sections for Pathology, Biochemistry and Micro-biology. Attached toilet shall be there for collection of urine samples. Other diagnostic tools for ECG/TMT etc. should be provided.	
VIII.	**Radiology/Sonography section:**	**75 sq. mt.**
	Radiologist chamber, X-ray room, Dark room, film drying room, store room, patients waiting and dressing room, reception/registration/report room.	
IX.	**Hospital Kitchen and Canteen:**	**100 sq. mt.**

(b) Out-Patient Department (OPD). – The hospital shall have a provision for attending outdoor patients with following seven sections, each of 150 sq. feet area, well-lighted and ventilated and equipped with a chair and a table for doctor, two chairs for patients attendants, an examination table with screen, a Blood Pressure apparatus, a stethoscope, a torch, a thermometer and a weighing machine. Essential diagnostic tools required for examination of patients in Shalya, Shalakya, Kaumarbhritya and Striroga evum Prasuti Tantra OPDs shall be available.

(i) Kayachikitsa (including Panchakarma and Rasayana);
(iii) Shalya Tantra ;
(iv) Shalakya Tantra;
(a) Netra Roga Vibhaga;
(b) Karna-Nasa-Mukha evam Danta Roga Vibhaga;

(v) Prasooti evum Striroga;
(v) Kaumara Bhritya (Balaroga);

(vi) Swasthavritta evum Yoga;
(vii) Aatyayika (Casualty).

(c) In-Patient Department (IPD). The indoor department of the hospital shall have separate male and female wards and distribution of beds at the rate of 50 sq. feet area per bed ward as under -

(i) Kayachikitsa (Panchakarma and Manas Roga etc) 40% beds.
(ii) Shalya Tantra 20% beds
(iii) Shalakya Tantra 10% beds
(iv) Prasooti evum Striroga 20% beds
(v) Kaumara Bhritya(Balaroga) 10% beds

(d) Rog Nidan avum Prayogshaliya Parikshan Prayogshala (Clinical Laboratory for clinical diagnosis and investigations). There shall be a central laboratory in the hospital complex with proper infrastructure and manpower for carrying out routing, pathological, biochemical and hematological investigations and Ayurveda diagnostic techniques on the patients referred from outdoor and indoor departments of the hospital.

(e) Hospital Staff. - The minimum staff required in a 100-bed hospital that is liable to be increased proportionately in accordance with the required bed strength shall be as per the table given below:-

Sl. No.	Post (2)	Requirement (3)
1.	Medical Superintendent	Principal or Dean as ex-officio.
2.	Deputy Medical Superintendent	Full time regular incumbent with postgraduate qualification in a clinical specialty.
3.	Consultants	Teachers of clinical departments including Swasthavritta and Yoga Department.
4.	Casualty Medical Officers	4 (2 Ayurveda and 2 Allopathic on contract)
5.	House Officers or Clinical Registrars/Senior Residents (Ayurveda)	2 for Kayachikitsa department and 1 each for all other clinical departments.
6.	Resident Medical Officers/Surgical Officers (RMO/RSO)	1 RMO and I RSO for 100-bedded hospital and both 1 extra each for every 50 additional beds.

7.	Matron/Nursing Superintendent	1
8.	Assistant Matron	1 for 100 beds and 1 extra each for every 50 additional beds.
9.	Staff Nurses for IPD	1 for every 10 beds.
10.	Nurses for OPD	2 for OPD attendance up to 150 patients and 1 extra each for additional 100 patients.
11.	Mid Wife/Ward Boy/Ayah	1 for every 10 beds - (10).
12.	Pharmacists	4 (2 for OPD and 2 for IPD of 100 beds) and 6 above 100 beds (for OPD and IPD both).
13.	Dresser	2
14.	OPD attendants	3 plus teaching departmental attendants will also work in the hospital.
15.	Store Keeper	1
16.	Office Staff (for registration, record maintenance, data entry etc.)	3
17.	Dark-Room Attendant	1
18.	Operation Theater Attendant	2
19.	Labour Room Attendant	2
20.	Telephone Operator cum Receptionist	4 (8 hrs. duty)
Modern Medical Staff (on contract)		
21.	Medical Specialist	1
22.	Surgical Specialist	1
23.	Obstetrician & Gynecologist	1
24.	Dentist	1
25.	Refractionist	1
26.	Audiometrist	1
27.	Radiologist	1 (Postgraduate in Allopathic Radiology or Vikiran Vigyan of Ayurveda discipline) from teaching department of Shalya.
28.	X-Ray Technician/Radiographer	1
	Staff for Panchakarma Therapy Section for Out-Patient Department(OPD) and In-Patient Department(IPD)	
30.	Panchakarma Specialists	Teachers of Panchakarma teaching department.
31.	House Officer or Clinical Registrar/Senior Resident (Ayurveda)	1
33.	Panchakarma Technician	4 (2 Male + 2 Female)
34.	Panchakarma Assistant	2 male and 2 female
36.	Yoga teacher/expert	1 (from Swasthavritta & Yoga Department)
37.	Sweepers	2
	Staff of Operation Theatre and Ksharsutra Therapy Section	
38.	Shalya and Ksharsutra Therapy Specialists	Teachers of Shalya department
39.	House Officer or Clinical Registrar/Senior Resident (Ayurveda)	1
40.	Operation Theatre Attendant	2
41.	Dresser	1
42.	Nurses	2; these will be in addition to the nurses indicated at sl.no. 9.
43.	Sweeper	1
	Labour Room	
44.	Prasooti evum Stri Roga Specialists	Teachers of Prasooti evum Stri roga department
45.	Lady House Officer or Clinical Registrar/Senior Resident (Ayurveda)	1
46.	Nurses	2 ; these will be in addition to the nurses indicated at sl.no. 9.
47.	Midwife	2
48.	Attendant	1
49.	Sweeper	1
	Clinical Laboratory	
50.	Pathologist/Microbiologist for Hospital & College	1
51.	Bio-chemist for Hospital & teaching work	1
52.	Laboratory Technicians	2
53.	Laboratory Assistants	2
54.	Clerk/Typist/Computer Data Entry Operator	1
55.	Peon/Attendant	1
56.	Sweeper	1
	Teaching Pharmacy and Quality Testing Laboratory	
57.	Pharmacy Manager/Superintendent (Teacher of Ras-Shastra, Bhaishajya Kalpana)	1
58.	Clerk cum Store Keeper	1

59.	Peon/Attendant	1
60.	Machine Man	1
61.	Workers	2
62.	Analytical Chemist	1 (For teaching as well as Q.C.)
63.	Pharmacognosist	1 (For teaching as well as Q.C.)

Note:-

(1) For hospital with more than one hundred beds, two incumbents each as Resident Medical Officers, Resident Surgical Officers, Assistant Matrons and Pharmacists shall be additionally required.

(2) The hospital shall be equipped with adequate provisioning of security, civil and electrical, sanitation, dietary and canteen, laundry and waste incineration and disposal services.

(3) Essential duty staff and services should be available round the clock.

(4) Services of non-teaching and non-technical staff like Peon/Attendant/Sweeper/ Gardener/ Cook etc. can be obtained by outsourcing.

(f) Patients attendance in hospital: Average daily attendance of patients in the hospital Out-Patient Department(OPD) should be in the student-patient ratio of 1:3. The in-patient department should have sixty percent average bed occupancy for ensuring adequate clinical training of students.

12. Qualifications of head of the institute, college, hospital and teaching department and teachers:-

Director, Principal, Dean, Medical Superintendent, Deputy Medical Superintendent, Chairman, Heads of the Teaching Departments, Professors, Readers and Lecturers of Ayurveda college shall have essential professional qualification prescribed for an Ayurveda teacher i.e. postgraduate qualification of concerned specialty of Ayurveda. Senior most teacher of a subject with corresponding postgraduate qualification shall be the head of the concerned department. Sanskrit lecturer shall not be entitled for the post of Reader/Professor/Head of the Department/Principal/ Dean.

Similarly, experts of Modern Medicine and Science are supernumerary to the essential teaching staff.

PANCHKARMA EQUIPMEN

CosmicAyur's PANCHAKARMA EQUIPMENTS

VAT @ 14.5% for wooden items & @ 5% for other items extra

All prices in Rupees



Dharapathy fiber rexin design made of best quality fiberglass material with export quality and superb finishing. It is easy to handle.

1) DHRONI FRP (REXINE DESIGN)

- Premium :- 240 cm × 75 cm × 10 cm (8' × 30" × 4") 15400/-
- Standard :- 285 cm × 77.5 cm × 12.5 cm (9.5' ×31" × 5") 18700/-
- Extra wide :- 285 cm × 90 cm × 12.5 cm (9.5' ×36" × 5") 20200/--



Dharapathy fiber heavy duty with export quality and attractive wooden finishing. It is made of best quality fiberglass material and PUF filled to resist impacts during handling, transportation / shipping making it strong.

2) DHRONI FRP (WOODEN DESIGN)

- Premium :- 240 cm × 75 cm × 10 cm (8' × 30" × 4") 17400/-
- Standard :- 285 cm × 77.5 cm × 12.5 cm (9.5' ×31" × 5") 20700/-
- Extra wide :- 285 cm × 90 cm × 12.5 cm (9.5' ×36" × 5") 22200/-



3) MASSAGE DHRONI TOP ON HEAVY DUTY FIBER GLASS WITH PLAIN WOODEN STAND

27900/-



4) DHARAPATHI STAND - Made of medicinal wood or hard wood with strong frame and designed legs.

PLAIN MODEL 10500/-

DECORATIVE MODEL 12500/-



5) WOODEN SHIRODHARA STAND made from medicinal wood, 2 legged with adjustable hook and wheels, beautifully hand carved and Legs go under the table saving space.

PLAIN STAND	9500/-
DECORATIVE STAND	10800/-



6) SHIRODHARA STAND STAINLESS STEEL :-- Shirodhara stand stainless steel with 2 wheels and height adjustment facility having good mechanical strength.

8000/-



Dhroni or Dharapathy Export quality made up of single piece wood, either Anjili or Neem with special design, extra art work and carvings. Equipment is aesthetically finished.

7) DHRONI WOODEN (NEW DESIGN)

9' × 30"	Ordinary / Decorative	46500/- / 49500/-
9' × 33"	Ordinary / Decorative	48500/- / 51500/-
9' × 36"	Ordinary / Decorative	50800/- / 53500/-
Single Joint : (9' x 30")		39500/-



Dhroni or Dharapathy made up of single piece wood, either Anjili or Neem in traditional model. Heavy duty with export quality finishing and well polished.

8) DHRONI WOODEN (TRADITIONAL STYLE) with Wooden Decorative Stand

9' × 30"	Traditional	57500/-
9' × 33"	Traditional	59500/-
9' × 36"	Traditional	61500/-
Single Joint : (9' x 30")		52500/-



Steam bath chamber sitting type wooden frame with hylam sheet with FRP inner lining and copper tube inner connection with height adjustable stool.

13) STEAM BATH CABIN WOODEN WITH FIBER SHEET (SITTING TYPE)

Product Specification
97.5 cm × 75 cm × 120cm (3.25' × 2.5' × 4')

27500/-



Steam bath chamber sitting type fully wooden with FRP inner lining and copper tube inner connection with height adjustable stool.

14) STEAM BATH CABIN FULLY WOODEN (SITTING TYPE)

Product Specification
97.5 cm × 75 cm × 120cm (3.25' × 2.5' × 4')

Ordinary / Decorative 33500/- / 36500/-



15) STEAM BATH CHAMBER SITTING TYPE – FIBER

Heavy duty finished in Jungle wood / Rose wood design or plain colour. FRP claddings for Copper pipes, moulded non-slip floor and PUF insulated door are provided with height adjustable Stool

24500/-



16) STEAM BATH CABIN WOODEN (LYING TYPE) Steam bath cabin laying type built with teak wood, hand carved, highly decorative model export quality equipped with copper tubes inner connection and steam flow valve with FRP inner lining.

Product Specification

Size: - 210 cm × 75 cm × 120cm (L 7' × W 2.5' ×H 4')

93800/-



17) FULLY AUTOMATIC ELECTRIC STEAM GENERATOR

Fully automatic electric Steam Generator made of stainless steel body fitted with electrical heater, digital temperature controller, SS perfume box, pressure gauge, safety valve, a special steam hose pipe. An integral alarm warning system is provided which switch off the boiler if the water level goes down. Fully insulated to prevent the loss of heat energy.

35200/-



18) SEMI AUTO ELECTRIC STEAM GENERATOR

S S Boiler semi auto electric Steam Generator 3 KW (double shell) 22500/-

S S Boiler semi auto electric Steam Generator and gas connection accessories 3 KW (dual system) 25800/-



19) ABHYANGA TABLE (MASSAGE TABLE) Abhyanga table made of medicinal wood with wooden top facilitate comfortable massage procedure.

Size:- 202.5 cm × 75 cm × 10 cm (6.75' × 30" × 4')

Anjil (Seasoned) Wood – Wood Top - 27500/-

Teak Wood – Wood Top - 38500/-



20) ABHYANGA TABLE (MASSAGE TABLE) CUSHION TOP Abhyanga table with cushion on top which facilitates the procedure well and it is comfortable for patients.

Product Specification

Size:- 202.5 cm × 75 cm × 10 cm (6.75' × 30" × 4")

25300/-



21) VAMANAPEEDAM - This equipment made of stainless steel is mounted on four wheels with trolley and steel chair enable the patient to occupy comfortably in inclined sitting position and facilitate vamana procedure.

16000/-



22) NASYA PEEDAM - This equipment with wooden square tube seat and back is comfortable for the patient to sit in semi- recumbent position and place his head on the adjustable head support.

16500/-



23) VIRECHANA PEEDAM - Virechana chair with four wheels and collection bowl helps to easy and hygienic disposal of excreta. The side arm supports give comfort to the patient. This equipment facilitates the virechana procedure.

13500/-



24) NALEE SWEDANA YANTRA (STEAM GENERATOR) - This Equipment is electrical, stainless steel body boiler fitted with electrical heater, SS perfume box, pressure gauge, safety valve, a special steam hose pipe with a pointed nozzle to give proper steam bath at a point. It is easily portable by using handle.

16500/-



25) AWAGAHA TUB - This equipment is made of fiberglass material with support stand made up of steel which is useful in the treatment of skin disease, rheumatic disorders etc. Available in different colors.

12000/-



26) SPINAL BATH - The spinal bath made of fiberglass material useful for the treatment of ailments in back. Available in different colors.

3000/-



27) HIP BATH - This equipment is made of fiberglass material useful in the treatment of ailments of the pelvic region etc. It facilitates comfortable sitting and portable.

4000/-



28) SHIROVASTHI CAP REXIN - Shirovasthy cap made of rexin with vinyl lining on inner side enabling easy cleaning provided with strap for size adjustment.

800/-



29) AGNIKARMA SALAKA - This is the tool for Agnikarma procedure. Made from 5 metals viz. Gold, Silver, Copper, Iron and Tin by the traditional hand casting method. Supplied with wooden handle.

1200/-



30) DHOOMAPANANETRAM

Dhoomapananetram made of bronze useful for dhoomapana (inhalation).

1000/-



1 2 3

31) KATI / JANU / GREEVA VASTHY
Kati vasthy, Janu vasthy and Greeva vasthy. This is reliable and economical way compared to the usual Gram flour paste method. Edges of the Stainless steel Yanthra have Soft rubber beading.

1. Kati Vasthy 1500/-
2. Janu Vasthy 1500/-
3. Greeva Vasthy 1500/-

(1 pair each)



32) GOKARNAM - Gokarnam made up of steel

- Gokarnam steel 40/-



41) FOOT STEP WOOD - Foot step made of wood, double steps and well polished.

3000/-



42) FOOT STEP STEEL - Foot step made of steel double steps with primer coating.

2200/-

43) Therapy accessories (Set of Disposable items)



Disposable items made up of skin friendly non-woven material as shown above: Apron, Face mask, Cap, Shirodhara band, Ladies panties, T band, Bra (ordinary & elastic), Sheet for bed, pillow-cover, gloves, patient's gown etc. can be supplied at economical cost.

Price list available on request

44) Ayurvedic medicines, Oils and Herbal preparations :-

We also supply and export authentic ayurvedic medicines, special preparation for specific purp made in Kerala and Therapeutical preparation Abhyangam, Swedanam (Potala/ Awagaha /Upanaha) Udwarthanam, Lepanam, Kshalana Pichu, Dhara (Thailam /Dhanyamla) Vasti, Kizh etc.

Price list available on request.

3 Site Inventory

3.1 Site

- **Location**: The site is situated near the village of **Kotma**, Tehsil **Sohagpur**, District **Shahdol**, Madhya Pradesh – PIN **484446**.
- **Proximity to Town Center**: Approximately **4 km** from **Shahdol Railway Station**, ensuring convenient access for both students and patients.
- **Access to Main Roads**: Accessible via local roads that connect to **State Highway 9 (SH-9)** and **National Highway 43 (NH-43)** — vital for emergency vehicle movement and institutional connectivity.
- **Surrounding Context**: The area consists of a **mix of agricultural fields**, **residential clusters**, and a few **institutional buildings**, offering a peaceful and semi-urban environment conducive to healing and learning.
- **Connectivity**:
    - **Good road connectivity** with nearby towns and Shahdol city.
    - **Potential for improved public transport**, especially to support daily commuters and patients from nearby rural areas.
- **Topography & Land Use**:
    - Predominantly **flat terrain with a little contour**, facilitating easy construction.
    - **Ample open space** suitable for campus-style development, including herbal gardens and open courtyards.
- **Suitability**:
    - The site offers a **balanced location** that caters to both **urban and rural populations**.
    - Its **quiet, green surroundings** make it an **ideal setting** for an Ayurvedic College and AYUSH Hospital, aligning with natural healing principles.



Figure 10 Site Plan Google Earth Imaging

3.1.1 Site Approaches



Figure 11 Site approach is red Dotted line

3.1.2 Site Features

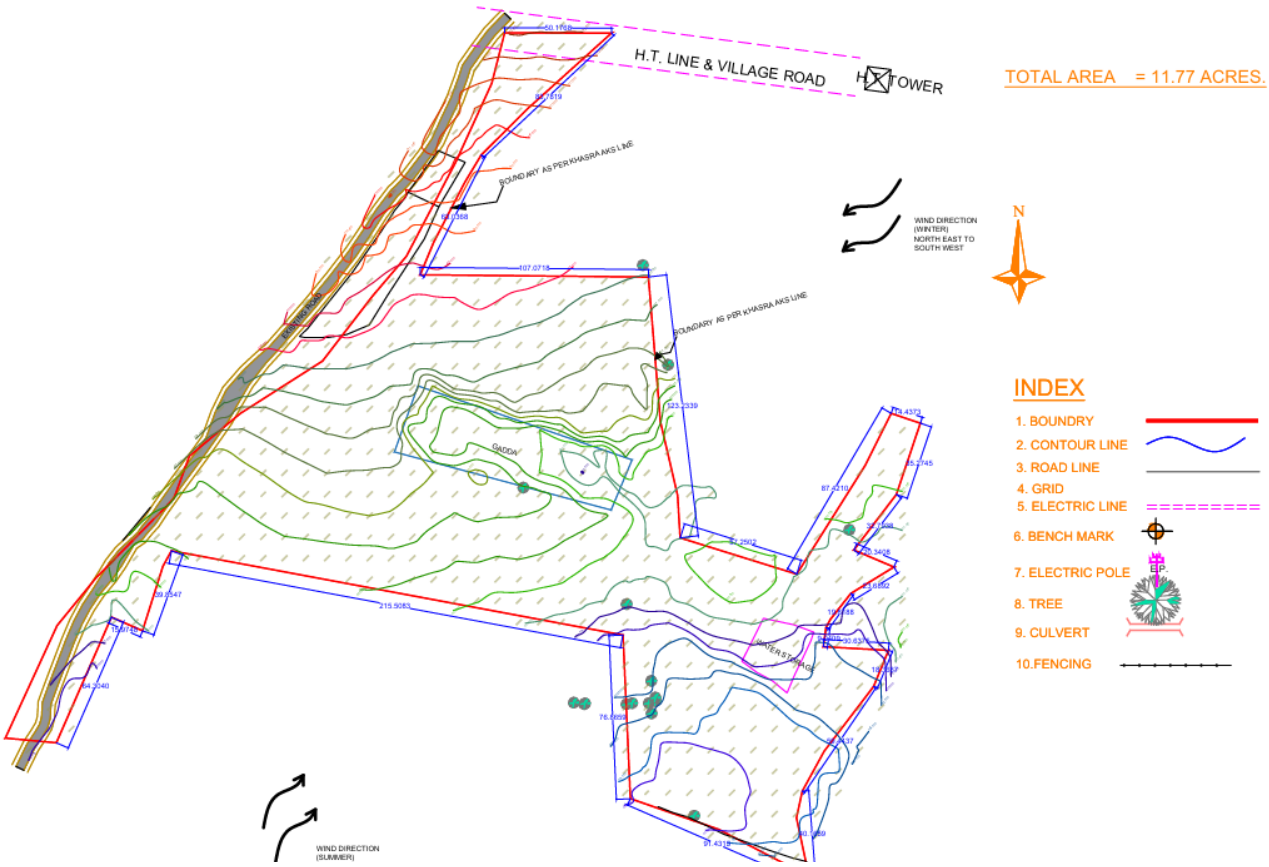

Figure 12 Site Features

3.1.3 Proximity Map



Figure 13 Proximity Map

3.2 Climate

In Shahdol, the wet season is oppressive and overcast, the dry season is mostly clear, and it is hot year round. Over the course of the year, the temperature typically varies from *51°F* to *104°F* and is rarely below *45°F* or above *110°F*.

Based on the beach/pool score, the best times of year to visit Shahdol for hot-weather activities are from *mid March* to *early May* and for the entire month of *October*.

3.2.1 Average Temperature

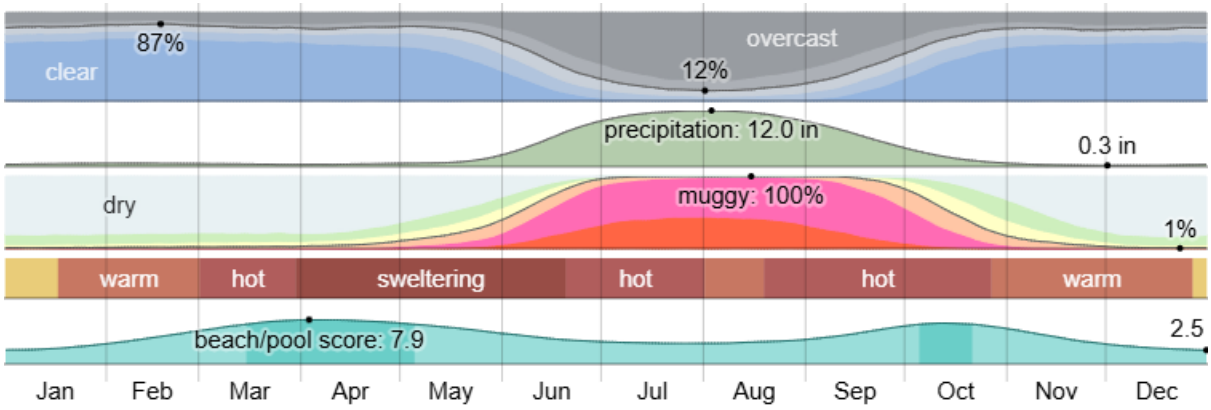

Figure 15: Monthly Weather in Shahdol

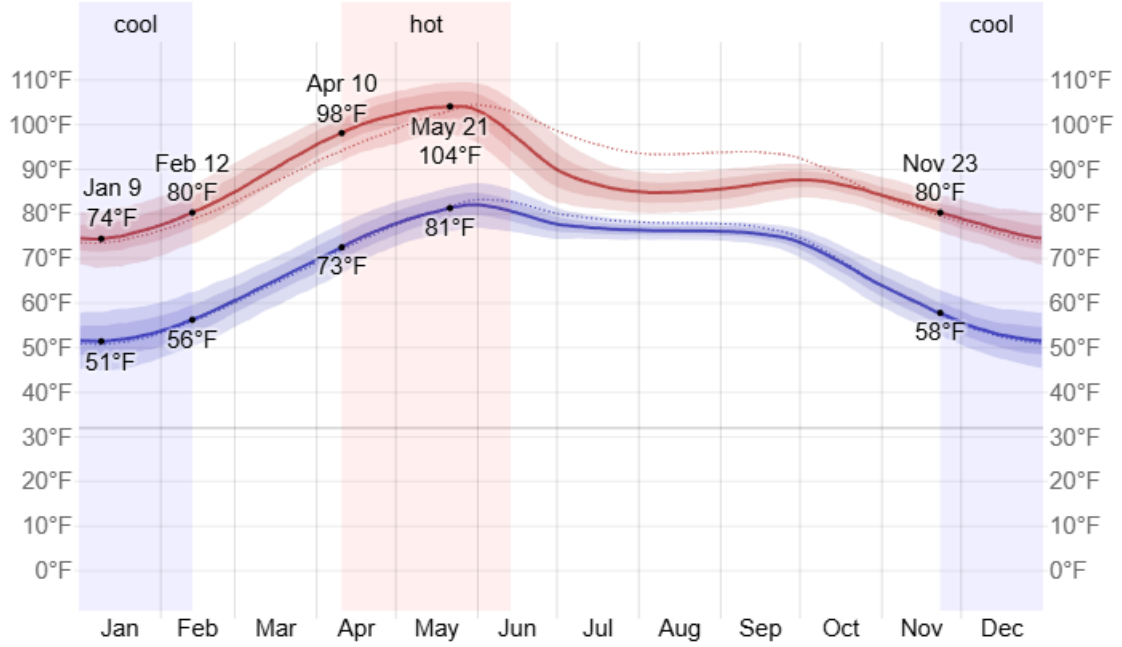

Figure 14: Avegare Temperature in Shahdol

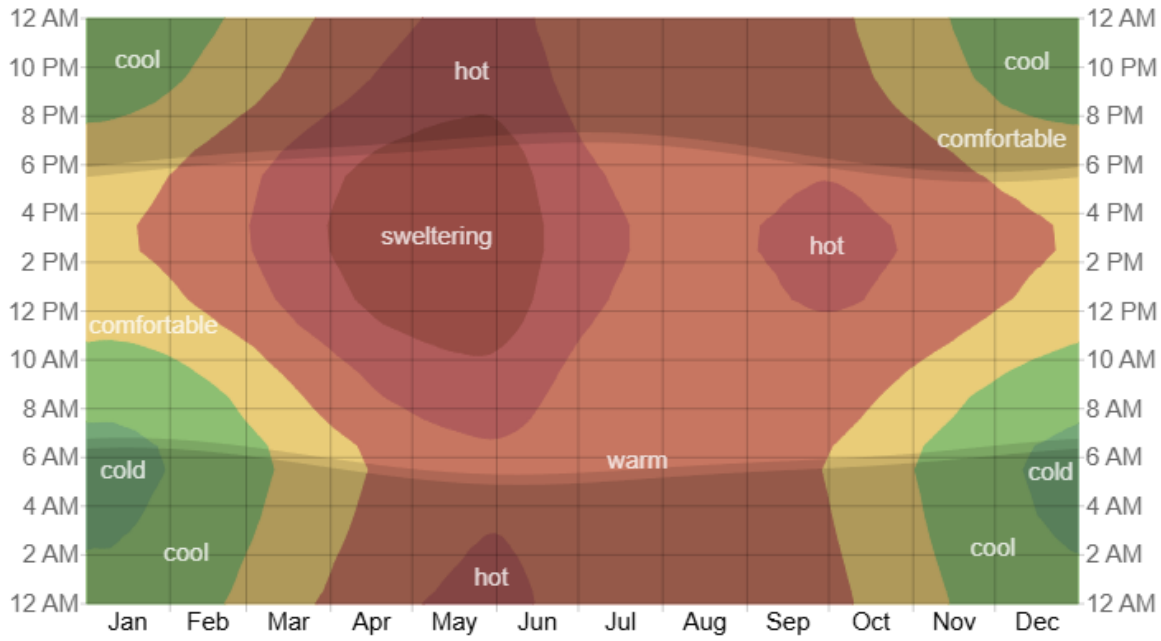

Figure 16: Average Hourly Temperature in Shahdol

3.2.2 Clouds

In Shahdol, the average percentage of the sky covered by clouds experiences *extreme* seasonal variation over the course of the year.

The *clearer* part of the year in Shahdol begins around *September 27* and lasts for *8.5 months*, ending around *June 13*.

The clearest month of the year in Shahdol is *February*, during which on average the sky is *clear*, *mostly clear*, or *partly cloudy 86%* of the time.

The *cloudier* part of the year begins around *June 13* and lasts for *3.5 months*, ending around *September 27*.

The cloudiest month of the year in Shahdol is *August*, during which on average the sky is *overcast* or *mostly cloudy 86%* of the time.

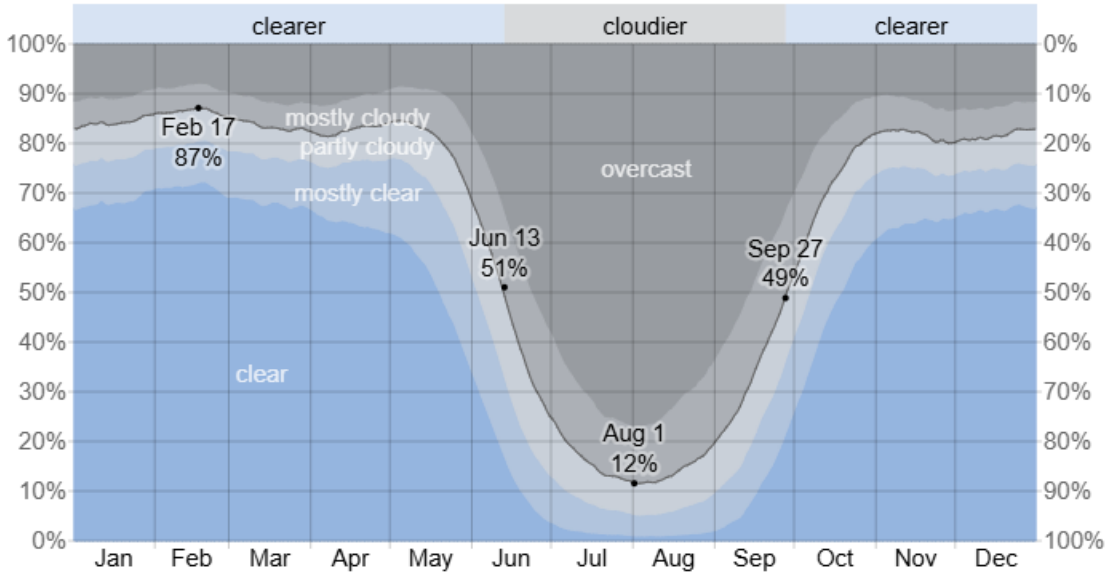

Figure 17: Cloud Cover Categories in Shahdol

3.2.3 Precipitation

A *wet day* is one with at least *0.04 inches* of liquid or liquid-equivalent precipitation. The chance of wet days in Shahdol varies very significantly throughout the year.

The *wetter season* lasts *3.3 months*, from *June 12* to *September 22*, with a greater than *37%* chance of a given day being a wet day. The month with the most wet days in Shahdol is *July*, with an average of *21.5 days* with at least *0.04 inches* of precipitation.

The *drier season* lasts *8.7 months*, from *September 22* to *June 12*. The month with the fewest wet days in Shahdol is *December*, with an average of *1.2 days* with at least *0.04 inches* of precipitation.

Among wet days, we distinguish between those that experience *rain alone*, *snow alone*, or a *mixture* of the two. The month with the most days of *rain alone* in Shahdol is *July*, with an average of *21.5 days*. Based on this categorization, the most common form of precipitation throughout the year is *rain alone*, with a peak probability of *72%* on *July 22*.

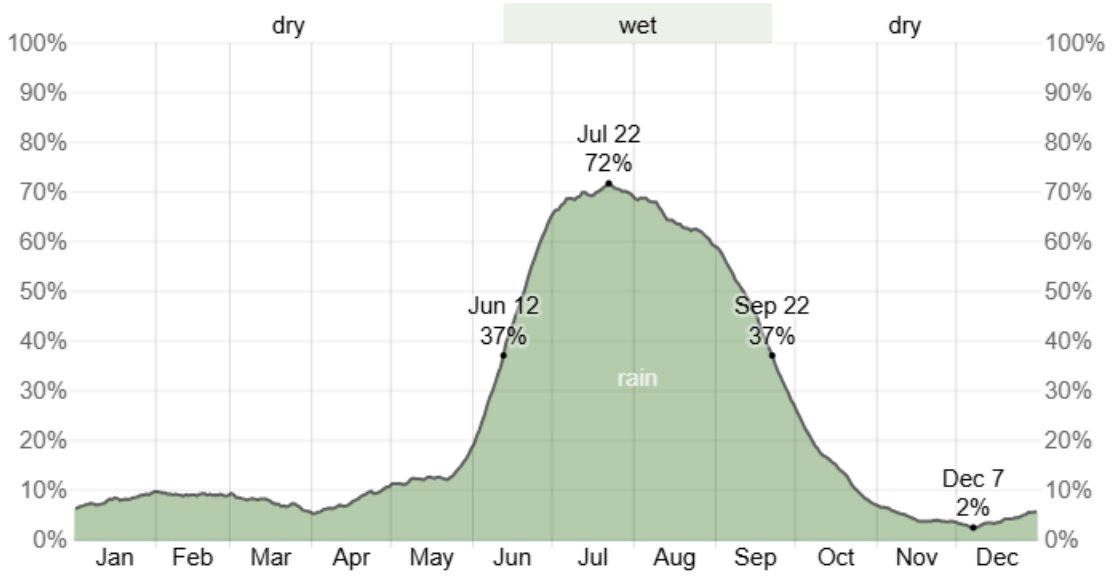

Figure 18: Daily Chance of Precipitation in Shahdol

3.2.4 Rainfall

To show variation within the months and not just the monthly totals, we show the rainfall accumulated over a sliding 31-day period centered around each day of the year. Shahdol experiences *extreme* seasonal variation in monthly rainfall.

The *rainy* period of the year lasts for *10 months*, from *January 2* to *November 8*, with a sliding 31-day rainfall of at least *0.5 inches*. The month with the most rain in Shahdol is *August*, with an average rainfall of *11.5 inches*.

The *rainless* period of the year lasts for *1.8 months*, from *November 8* to *January 2*. The month with the least rain in Shahdol is *December*, with an average rainfall of *0.3 inches*.

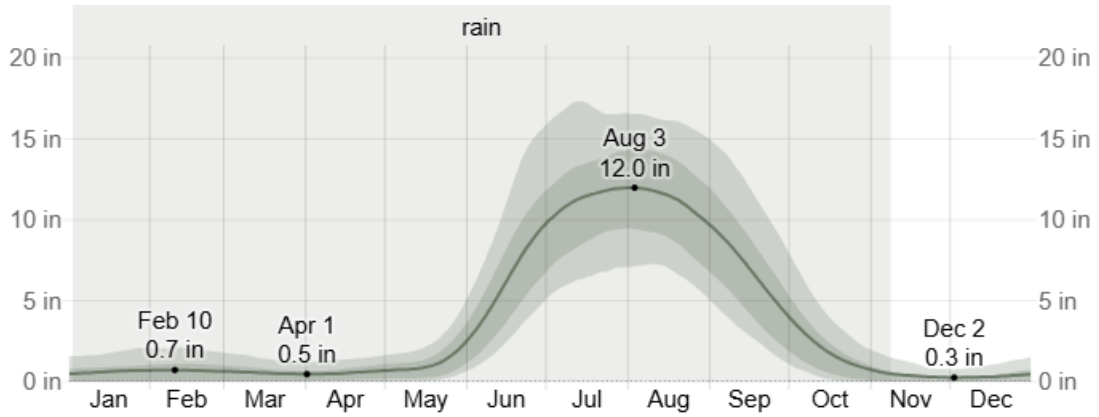

Figure 19: Average Monthly Rainfall in Shahdol

3.2.5 Sun

The length of the day in Shahdol varies over the course of the year. In 2025, the shortest day is *December 21*, with *10 hours, 42 minutes* of daylight; the longest day is *June 21*, with *13 hours, 34 minutes* of daylight.

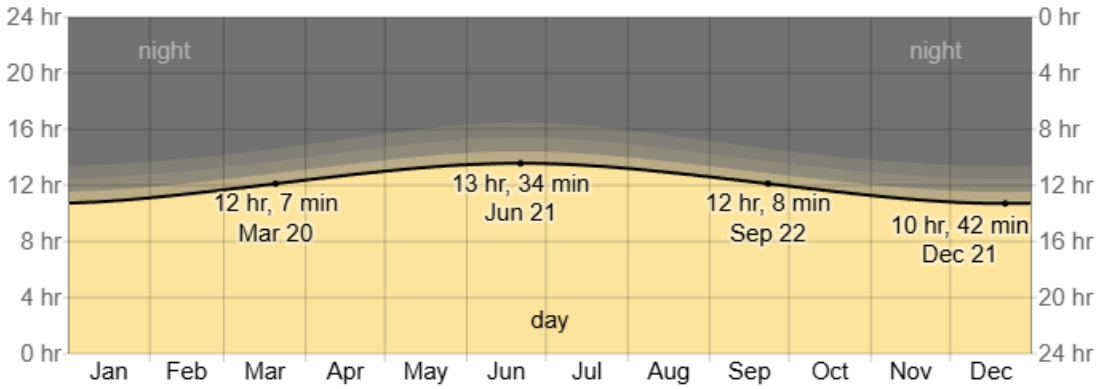

Figure 20: Hours of Daylight and Twilight in Shahdol

The *earliest sunrise* is at *5:17 AM* on *June 8*, and the *latest sunrise* is *1 hour, 30 minutes* later at *6:48 AM* on *January 15*. The *earliest sunset* is at *5:17 PM* on *November 27*, and the *latest sunset* is *1 hour, 37 minutes* later at *6:54 PM* on *July 3*.Daylight saving time (DST) is not observed in Shahdol during 2025.

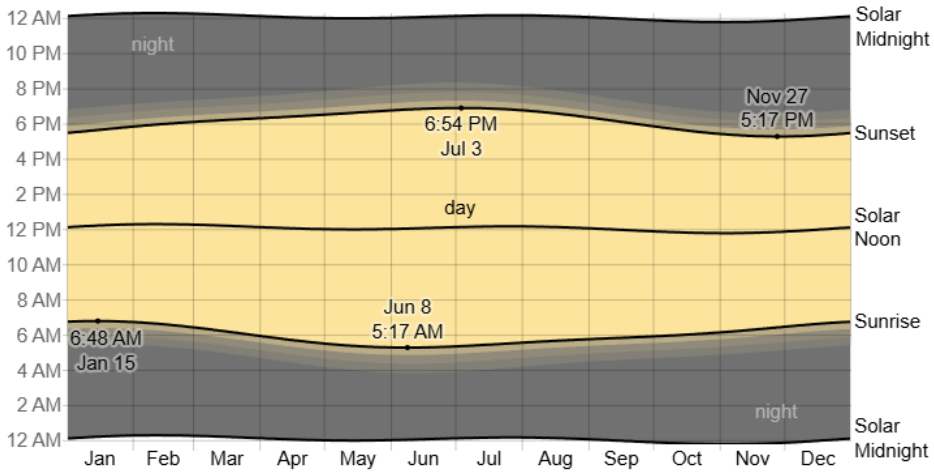

Figure 21: Sunrise & Sunset with Twilight in Shahdol

The solar day over the course of the year 2025. From bottom to top, the black lines are the previous solar midnight, sunrise, solar noon, sunset, and the next solar midnight. The day, twilights (civil, nautical, and astronomical), and night are indicated by the color bands from yellow to gray.

3.2.6 Humidity

The humidity comfort level on the dew point, as it determines whether perspiration will evaporate from the skin, thereby cooling the body. Lower dew points feel drier and higher dew points feel more humid. Unlike temperature, which typically varies significantly between night and day, dew point tends to change more slowly, so while the temperature may drop at night, a muggy day is typically followed by a muggy night.

Shahdol experiences *extreme* seasonal variation in the perceived humidity.

The *muggier period* of the year lasts for *5.1 months*, from *May 22* to *October 26*, during which time the comfort level is *muggy*, *oppressive*, or *miserable* at least *25%* of the time. The month with the most *muggy days* in Shahdol is *August*, with *31.0 days* that are *muggy* or worse.

The month with the fewest *muggy days* in Shahdol is *December*, with *0.3 days* that are *muggy* or worse.

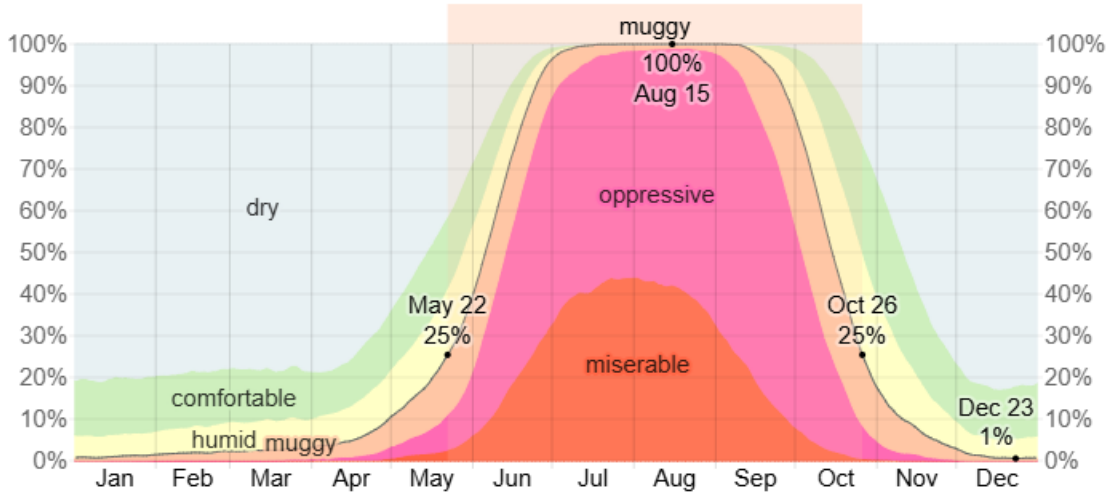

Figure 22: Humidity Comfort Levels in Shahdol

3.2.7 Wind

This section discusses the wide-area hourly average wind vector (speed and direction) at *10 meters* above the ground. The wind experienced at any given location is highly dependent on local topography and other factors, and instantaneous wind speed and direction vary more widely than hourly averages.

The average hourly wind speed in Shahdol experiences *significant* seasonal variation over the course of the year.

The *windier* part of the year lasts for *5.7 months*, from *March 14* to *September 6*, with average wind speeds of more than *7.0 miles per hour*. The *windiest* month of the year in Shahdol is *June*, with an average hourly wind speed of *9.1 miles per hour*.

The *calmer* time of year lasts for *6.3 months*, from *September 6* to *March 14*. The *calmest* month of the year in Shahdol is *November*, with an average hourly wind speed of *4.7 miles per hour*.

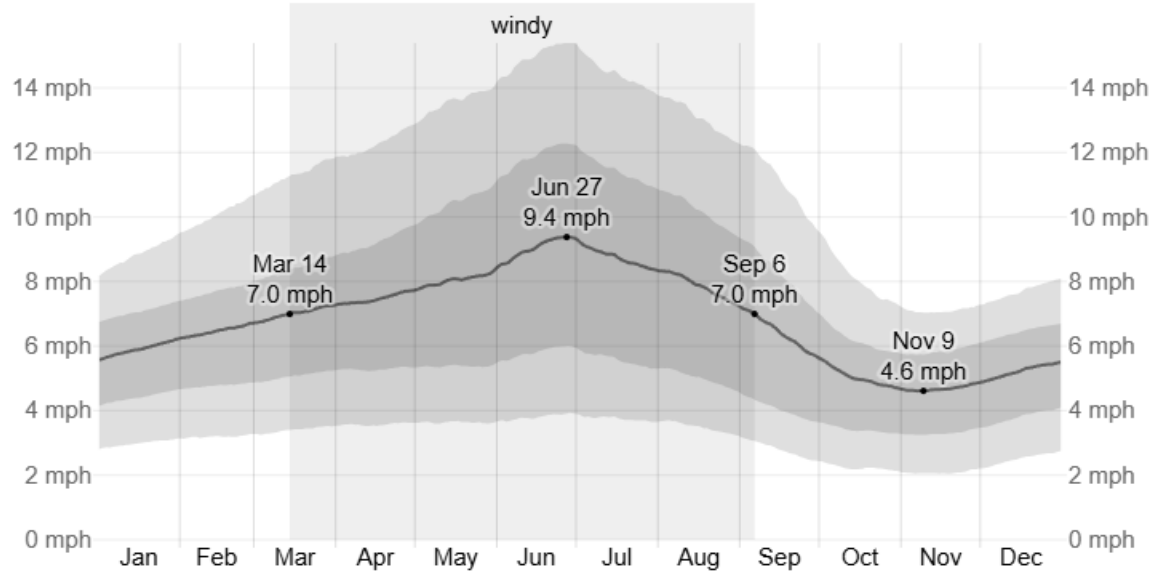

Figure 23: Average Wind Speed in Shahdol

The predominant average hourly wind direction in Shahdol varies throughout the year.

The wind is most often from the *west* for *3.4 weeks*, from *April 15* to *May 9* and for *3.6 months*, from *June 3* to *September 20*, with a peak percentage of *59%* on *July 7*. The wind is most often from the *north* for *3.6 weeks*, from *May 9* to *June 3* and for *6.8 months*, from *September 20* to *April 15*, with a peak percentage of *43%* on *May 22*.

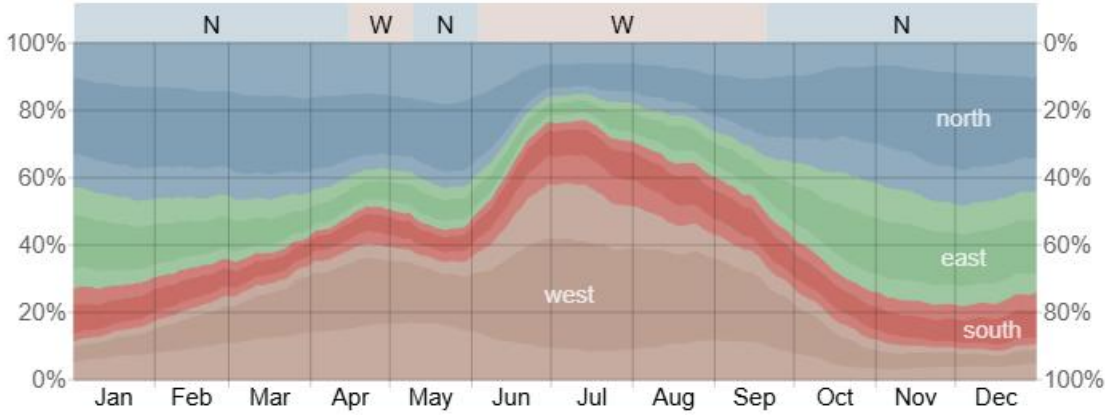

Figure 24: Wind Direction in Shahdol

The percentage of hours in which the mean wind direction is from each of the four cardinal wind directions, excluding hours in which the mean wind speed is less than 1.0 mph. The lightly tinted areas at the boundaries are the percentage of hours spent in the implied intermediate directions (northeast, southeast, southwest, and northwest).

3.3 Sun Path

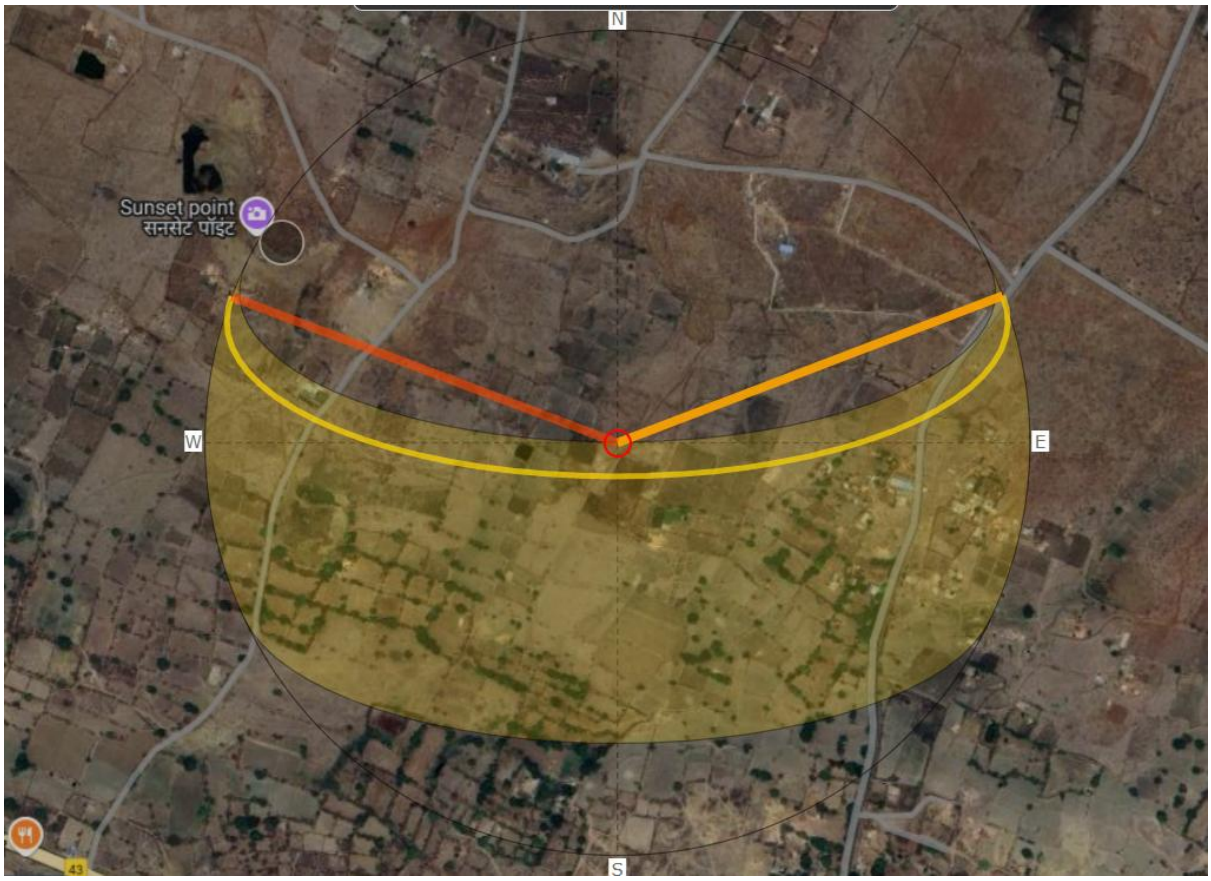

Figure 25: Sun path Diagram of Site

3.4 Flora

Shahdol, located in the northeastern region of Madhya Pradesh, is part of the Maikal Range and the Satpura plateau, which makes it rich in forested terrain and biodiversity. The flora of Shahdol is primarily of the tropical deciduous type, with Sal (Shorea robusta) being the dominant tree species. These forests also contain a variety of other trees such as Teak (Tectona grandis), Bamboo, Mahua (Madhuca indica), Tendu (Diospyros melanoxylon), and Palash (Butea monosperma). The undergrowth consists of grasses, shrubs, and climbers, which support a diverse range of wildlife. Seasonal rivers and fertile black soil contribute to the vegetation cover, especially in monsoon months.

In addition to the natural forests, Shahdol also supports agro-based flora due to the cultivation of crops like paddy, wheat, maize, and pulses, which thrive in its semi-humid climate. Medicinal and minor forest products such as harra, bahera, amla, and various herbs are commonly found and used by local tribal communities for traditional remedies. The forests in this region not only play an important ecological role but are also economically significant for the rural and tribal populations, who rely heavily on forest produce and farming for their livelihoods.

3.4.1 Varieties of Trees

Common Name (Botanical Name)	Height (m)	Canopy Span (m)	Native to Region	Deciduous / Evergreen	Shade Tree
Sal (*Shorea robusta*)	30–40	15–20	Yes	Deciduous	Yes
Teak (*Tectona grandis*)	25–30	10–15	Yes	Deciduous	Yes
Mahua (*Madhuca longifolia*)	20–25	10–12	Yes	Semi-evergreen	Yes
Dhaora (*Anogeissus latifolia*)	15–20	10–12	Yes	Deciduous	Yes
Salai (*Boswellia serrata*)	5–8	5–7	Yes	Deciduous	Moderate
Palash (*Butea monosperma*)	10–15	6–8	Yes	Deciduous	Moderate
Tendu (*Diospyros melanoxylon*)	10–18	8–10	Yes	Deciduous	Moderate
Siris (*Albizia lebbeck*)	20	15–20	Yes	Deciduous	Yes
Small Crape Myrtle (*Lagerstroemia parviflora*)	12–15	8–10	Yes	Deciduous	Yes
Shisham (*Dalbergia sissoo*)	20–25	12–15	Yes	Semi-deciduous	Yes
Neem (*Azadirachta indica*)	15–20	10–15	Yes	Semi-evergreen	Yes
Amla (*Phyllanthus emblica*)	8–10	6–8	Yes	Deciduous	Moderate
Bel (*Aegle marmelos*)	10–12	8–10	Yes	Deciduous	Moderate
Karanj (*Pongamia pinnata*)	7–12	8–11	Yes	Semi-evergreen	Yes
Arjun (*Terminalia arjuna*)	20–25	10–15	Yes	Semi-evergreen	Yes
Bahera (*Terminalia bellirica*)	20	10–15	Yes	Deciduous	Yes
Harra (*Terminalia chebula*)	15–20	10–12	Yes	Deciduous	Yes
Kutch (*Acacia catechu*)	10–15	6–10	Yes	Deciduous	Moderate

Bamboo (*Dendrocalamus strictus*)	**10–15**	**Clumping**	**Yes**	**Evergreen**	**Yes**
Jamun (*Syzygium cumini*)	**10–15**	**10–12**	**Yes**	**Evergreen**	**Yes**
Mango (*Mangifera indica*)	**15–25**	**10–15**	**No**	**Evergreen**	**Yes**
Gular (*Ficus racemosa*)	**10–15**	**10–15**	**Yes**	**Deciduous**	**Yes**
Peepal (*Ficus religiosa*)	**20–25**	**15–20**	**Yes**	**Semi-evergreen**	**Yes**
Bargad (*Ficus benghalensis*)	**25–30**	**Very wide**	**Yes**	**Evergreen**	**Excellent**
Kullu (*Sterculia urens*)	**8–12**	**6–8**	**Yes**	**Deciduous**	**Moderate**
Chironji (*Buchanania lanzan*)	**15–20**	**10–12**	**Yes**	**Evergreen**	**Yes**
Kusum (*Schleichera oleosa*)	**20–25**	**12–15**	**Yes**	**Deciduous**	**Yes**
Rohan (*Soymida febrifuga*)	**15–20**	**8–10**	**Yes**	**Deciduous**	**Moderate**
Haldu (*Adina cordifolia*)	**15–25**	**10–15**	**Yes**	**Deciduous**	**Yes**
Jamrasi (*Mitragyna parvifolia*)	**10–15**	**10–12**	**Yes**	**Deciduous**	**Yes**
Kaim (*Mitragyna parvifolia*)	**10–15**	**8–10**	**Yes**	**Deciduous**	**Moderate**
Semal (*Bombax ceiba*)	**20–30**	**10–15**	**Yes**	**Deciduous**	**Yes**
Guggul (*Commiphora mukul*)	**3–5**	**3–4**	**Yes**	**Deciduous Shrub**	**No**
Arni (*Clerodendrum phlomidis*)	**2–4**	**2–3**	**Yes**	**Deciduous Shrub**	**No**
Baelpatra (*Crataeva religiosa*)	**10–12**	**6–8**	**Yes**	**Deciduous**	**Moderate**
Khejri (*Prosopis cineraria*)	**5–10**	**6–10**	**No**	**Deciduous**	**Yes**
Khair (*Senegalia catechu*)	**6–12**	**6–8**	**Yes**	**Deciduous**	**Moderate**
Chhola (*Cassia fistula*)	**10–12**	**8–10**	**Yes**	**Deciduous**	**Yes**
Ratti (*Abrus precatorius*)	**Vine**	**—**	**Yes**	**Deciduous**	**No**

Kachnar (*Bauhinia variegata*)	**10–12**	**6–10**	**Yes**	**Deciduous**	**Moderate**

3.4.2 Plants

Botanical Name (Common Name)	Habit / Height	Key Ayurvedic Uses	Ideal For
***Ocimum sanctum* (Tulsi)**	**Shrub, ~1 m**	**Immunity, respiratory, stress relief**	**Courtyards, spiritual zones**
***Azadirachta indica* (Neem)**	**Tree, ~20 m**	**Antibacterial, skin, blood purification**	**Shade, entrance avenue**
***Phyllanthus emblica* (Amla)**	**Tree, ~10 m**	**Antioxidant, digestion, immunity**	**Fruit orchard, internal roadsides**
***Withania somnifera* (Ashwagandha)**	**Shrub, ~1 m**	**Stress relief, adaptogen**	**Medicinal beds, therapy garden**
***Tinospora cordifolia* (Giloy)**	**Climber**	**Immunity booster, antipyretic**	**Trellises, pergolas**
***Bacopa monnieri* (Brahmi)**	**Creeping herb**	**Memory, nervous system**	**Water edges, sensory garden**
***Aloe barbadensis* (Aloe vera)**	**Succulent, ~0.5 m**	**Skin healing, digestion**	**Xeriscapes, planters**
***Aegle marmelos* (Bael)**	**Tree, ~10 m**	**Diarrhea, ulcer relief**	**Sacred courtyard, fruit area**
***Glycyrrhiza glabra* (Mulethi)**	**Herb**	**Respiratory tonic, ulcers**	**Herb beds, teaching demo plots**
***Asparagus racemosus* (Shatavari)**	**Climber, bushy**	**Women's health**	**Vertical walls, trellises**
***Swertia chirayita* (Chiraita)**	**Herb**	**Liver, fever**	**Clinical herb garden**
***Cinnamomum verum* (Dalchini)**	**Small tree**	**Digestion, diabetes**	**Spice corner, teaching section**
***Coriandrum sativum* (Coriander)**	**Herb**	**Detox, digestion**	**Kitchen garden, medicinal plots**

Adhatoda vasica **(Vasaka)**	**Shrub, ~2 m**	**Cough, asthma relief**	**Around wards, medicinal garden**
Piper longum **(Pippali)**	**Climbing vine**	**Respiratory, digestion**	**Pergolas, vertical supports**
Clerodendrum serratum **(Bharangi)**	**Shrub**	**Allergy, cold, asthma**	**Transition zones, shrub beds**
Barleria prionitis **(Vajradanti)**	**Shrub**	**Oral health**	**Along pathways**
Cyperus rotundus **(Nagarmotha)**	**Grass-like herb**	**Digestion, bloating**	**Grass bed borders**
Cinnamomum tamala **(Tejpatta)**	**Aromatic tree**	**Respiratory, digestion**	**Spice zone, tree circle**
Alangium salvifolium **(Ankola)**	**Tree, ~10 m**	**Wound healing, digestive**	**Sidewalk shading**
Cassia angustifolia **(Senna)**	**Shrub**	**Laxative**	**Herbal therapy zone**
Albizia lebbeck **(Shirish)**	**Tree, ~20 m**	**Allergy relief, asthma**	**Large shading areas**
Tribulus terrestris **(Gokhru)**	**Ground creeper**	**Kidney, urinary disorders**	**Ground cover, sunken beds**
Saraca asoca **(Ashoka)**	**Tree, ~10 m**	**Gynecological tonic**	**Sacred garden, main plaza**
Pongamia pinnata **(Karanja)**	**Tree, ~10 m**	**Skin, arthritis**	**Boundary shading, car parking**
Terminalia arjuna **(Arjuna)**	**Tree, ~15 m**	**Cardiac tonic**	**Meditation trail, lake edge**
Terminalia bellirica **(Bahera)**	**Tree, ~20 m**	**Cough, digestion**	**Therapy trail, wooded edge**
Terminalia chebula **(Haritaki)**	**Tree, ~15 m**	**Digestion, detox**	**Herbal compound zone**
Commiphora mukul **(Guggul)**	**Shrub**	**Joint pain, inflammation**	**Dry rock garden, central mounds**
Rauvolfia serpentina **(Sarpagandha)**	**Small herb/shrub**	**BP, anxiety, insomnia**	**Healing circles, shaded plots**

3.5 Fauna

Shahdol district is part of the eastern Madhya Pradesh forested zone, rich in biodiversity. The region lies in the Satpura and Maikal hill ranges, which host a variety of wildlife species. Among

the most notable fauna are herbivores like chital (spotted deer), sambar deer, nilgai (blue bull), and wild boar, which roam the forested and buffer zones. Carnivores such as leopards, jackals, foxes, and occasionally sloth bears can be found in undisturbed forest areas, especially near forest reserves like the Sanjay Tiger Reserve, which shares ecological similarities with the Shahdol region. Smaller mammals including mongoose, porcupine, and jungle cat are also common.

The district supports a wide variety of bird species, including peafowl, parakeets, owls, drongos, and woodpeckers, making it favorable for birdwatching. Seasonal wetlands and forest waterholes attract migratory birds during winter. Reptiles like monitor lizards, common kraits, rat snakes, and Indian cobras are also part of the ecosystem. Human-wildlife interaction is often seen in the outskirts, where agricultural fields border forest zones. The natural setting of Shahdol plays a vital role in maintaining biodiversity in central India and presents potential for ecological education and nature-based healing—especially relevant in designing hospitals or wellness centers in the area.

3.6 Site Photographs



Figure 26 Site Photograpth with terrain showing



Figure 27: Views of Site



Figure 28: Ariel View of Site

4 Case Study 1

4.1 All-India Institute of Ayurveda, Delhi

The All-India Institute of Ayurveda is conceived as an Apex Institute for Ayurveda. It aims at bringing a synergy between Traditional Wisdom of Ayurveda and Modern tools and technology.

Overview of infrastructure



Figure 29 All India Institute of Ayurveda, Delhi

- It has a **200-bed hospital** for facilitating clinical research. The Institute has 25 Specialty Departments and 12 clinics with 8 in- ter-disciplinary research laboratories where 120 Scholars access for PG & Ph.D. programs every year.
- The hospital is equipped with state-of-the-art modern diagnostic tools and techniques which are used in teaching, training, and research.

The patient care is done primarily through Ayurveda of tertiary level. This institute also have an international collaborative centre for global promotion and research in Ayurveda.



Figure 30 Physical model of AIIA

4.2 Spaces :

Hospital Block- A Ground Floor	Hospital Block - B Ground Floor
1.Reception/Billing / Registration 2. SBI (bank) 3. Post-Operative room (Currently functioning as Screening OPD) 4. Emergency Room 5. Flu OPD 6. Radiology Services	1. OPD Registration 2.OPDs (07) Kayachikitsa Neurological Disorders Cancer Care Unit and other integrated OPDs of AYUSH Panchakarma Clinic Diabetic & Metabolic disorder

– Reception (radiology) – BMD – X-Ray – USG – CT scan 7. Pharmacy – AIIA Pharmacy (dispensing unit for free distribution of medicine) – IMPCL Pharmacy (sale counter) – Oushadhi Pharmacy (sale counter)	Musculoskeletal 3.Canteen

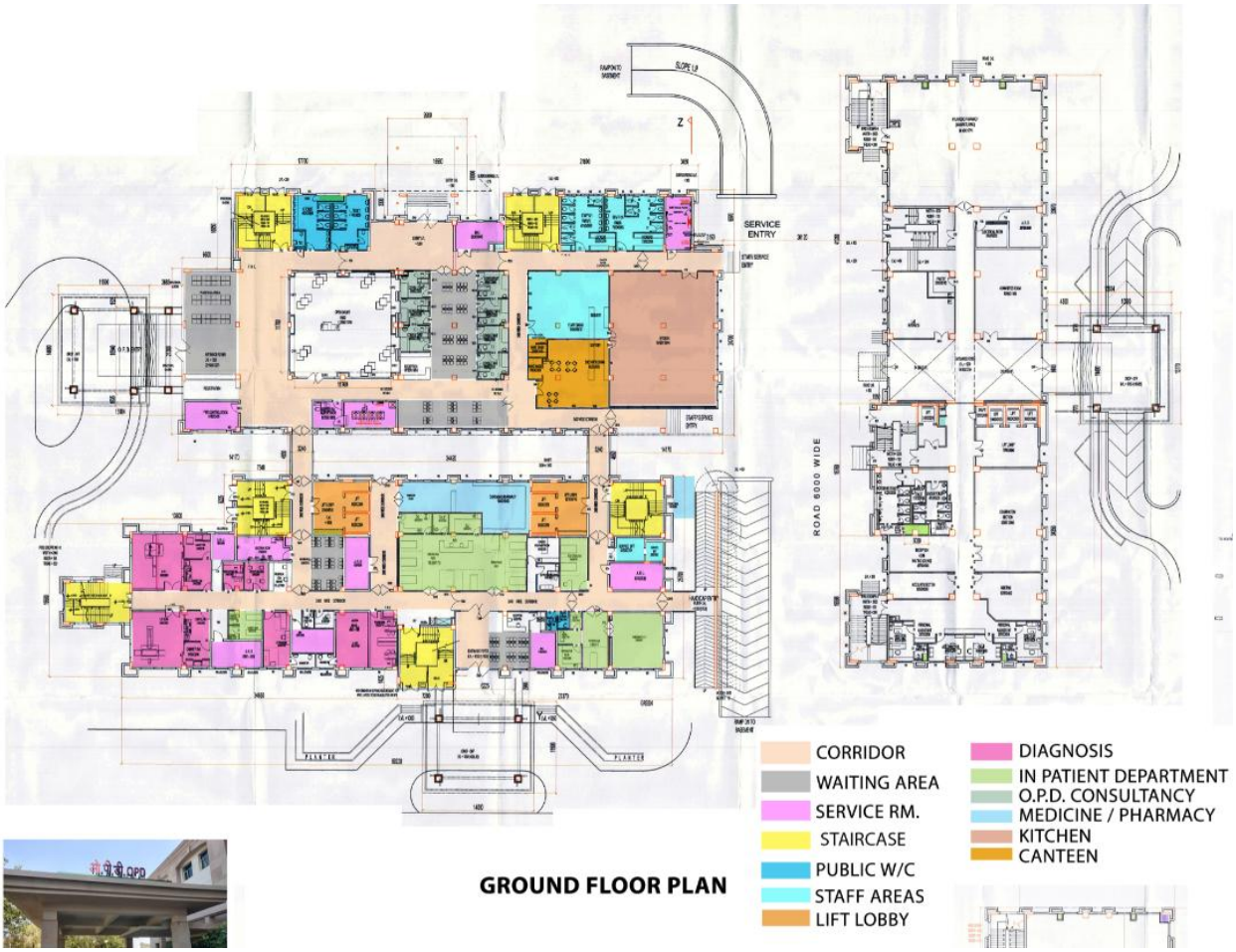

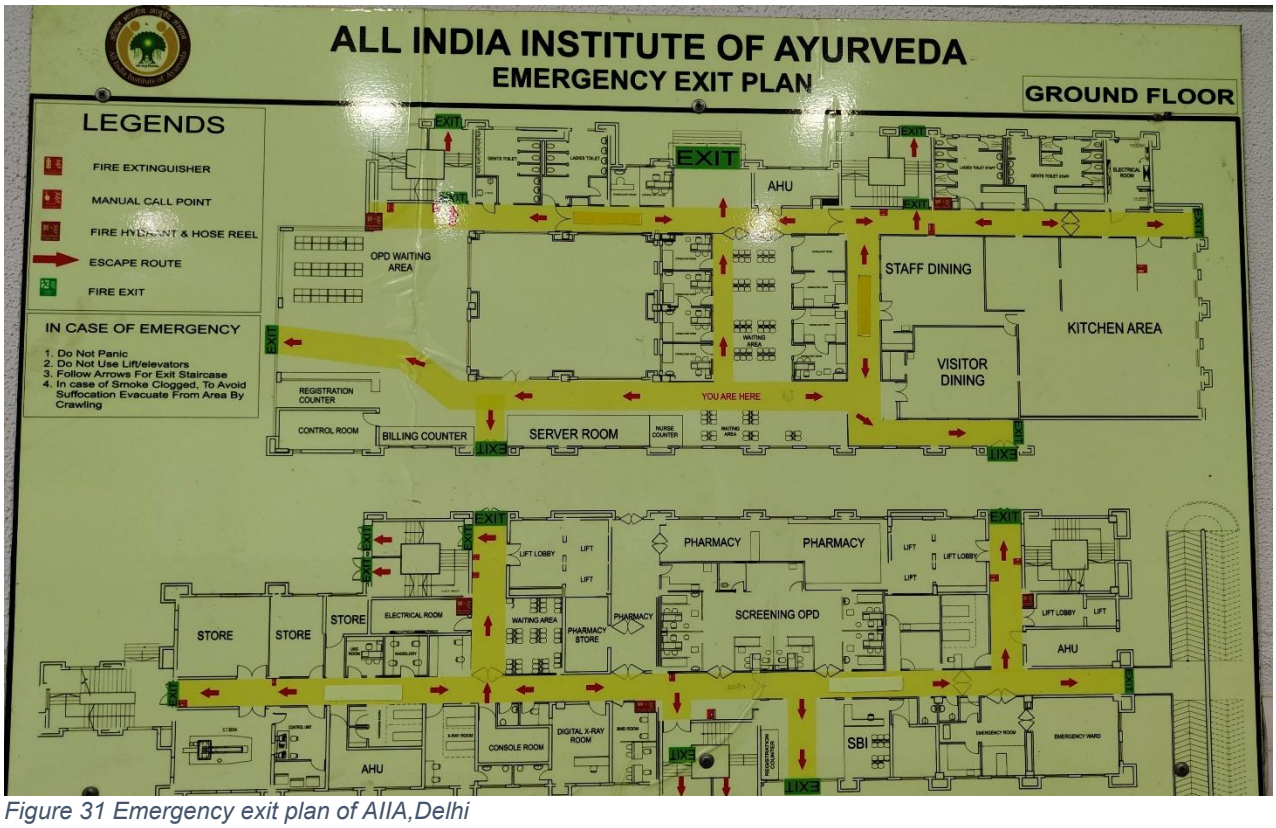

Figure 31 Emergency exit plan of AIIA,Delhi

Hospital Block- A First Floor	Hospital Block - B First Floor
8. Reception (LAB) and sample collection area 9. Laboratory Microbiology Biochemistry Hematology Blood Bank	4. Hospital Administration Wing 5. Shalakya OPD Karna Nasa Gala Roga Vibhag (ENT) – (Room no.101, 102 & 103) Netra Vibhag (EYE OPD) – (Room no.110) 6. Dental OPD -(Room no.108) 7. Dental X-ray – (Room no.109) 8. Shalya General OPD- (Room no.104) 9.AnoRectal Clinic – (Room no. 105) 10. Ksharsutra Room – (Room no.106) 11. Panchakarma Therapy Room- 2 (male & Female) 12. Physical Medicine Unit 13. Menopause Awareness Clinic 14. Swasthavritta Life Style Clinic

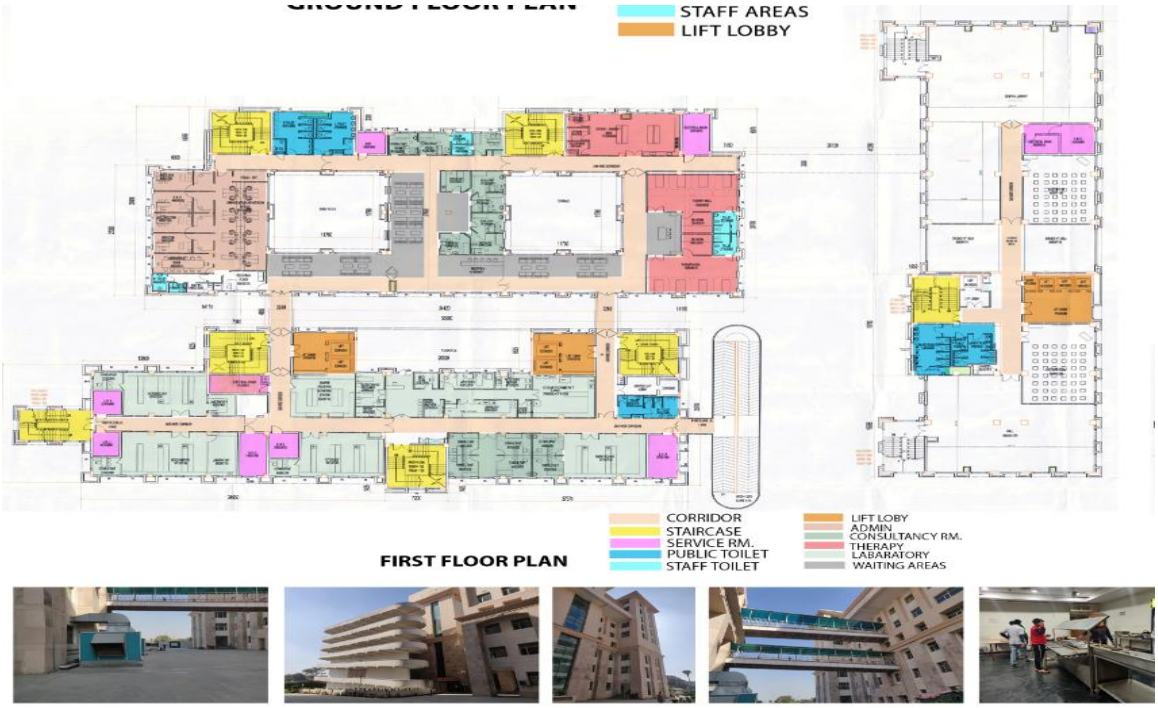

Figure 32 First Floor Plan of AIIA

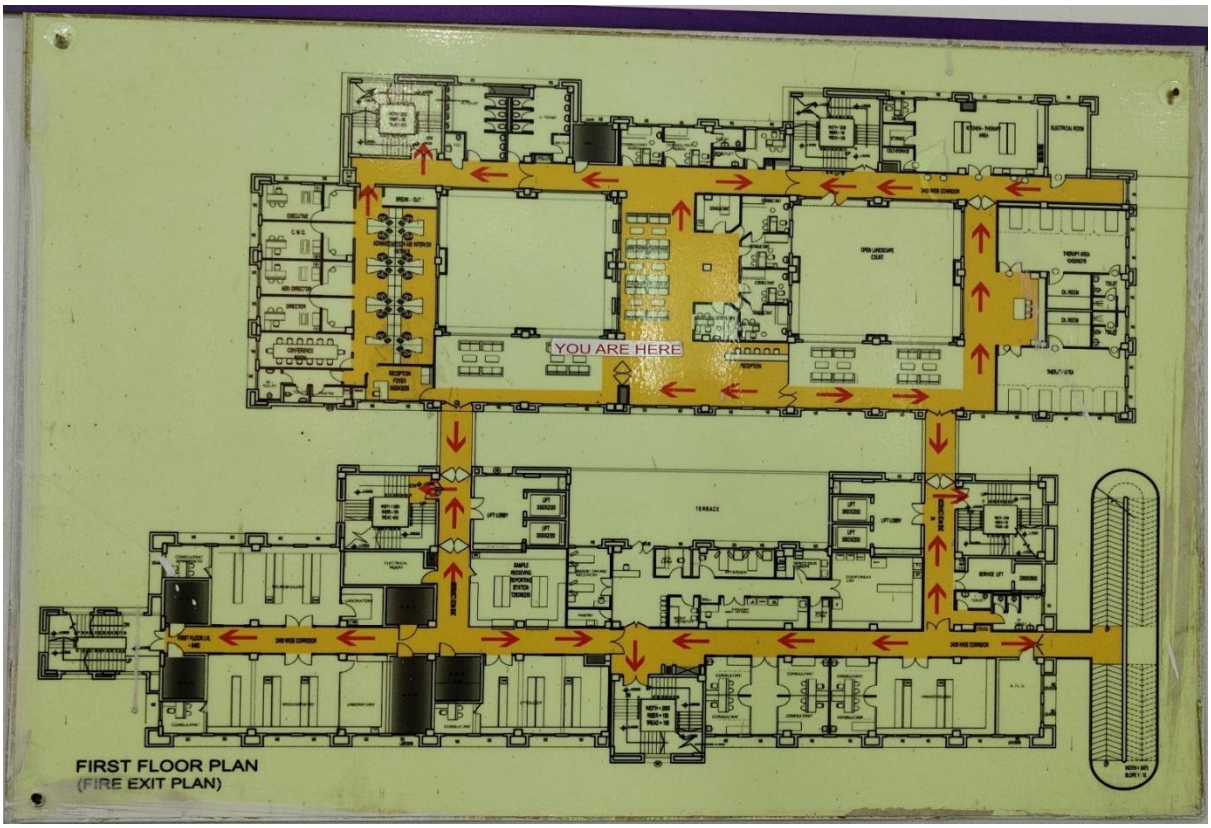

Figure 33 First Floor Emergency Exit Plan of AIIA

Hospital Block- A Second Floor	Hospital Block - B Second Floor
10. Operation Theater Block 11. CSSD 12. Labor Room 13. ICU	1. Striroga and Prasutitantra (Obstetrics and gynecology)-3 Infertility Clinic ANC Clinic Gynecology OPD 16. Neuro Developmental Clinic 17. Kumarabhrithya (Pediatrics) 18. Kumarabhrithya – Respiratory & Allergic Clinic 19. Immunisation room 20. VIP Panchakarma (Male & Female) 21. Pediatric Panchakarma 22. NICU 23. Gynecology Ward

	24. Pediatric ward (Male & Female)



Figure 34 Second Floor Plan of AIIA

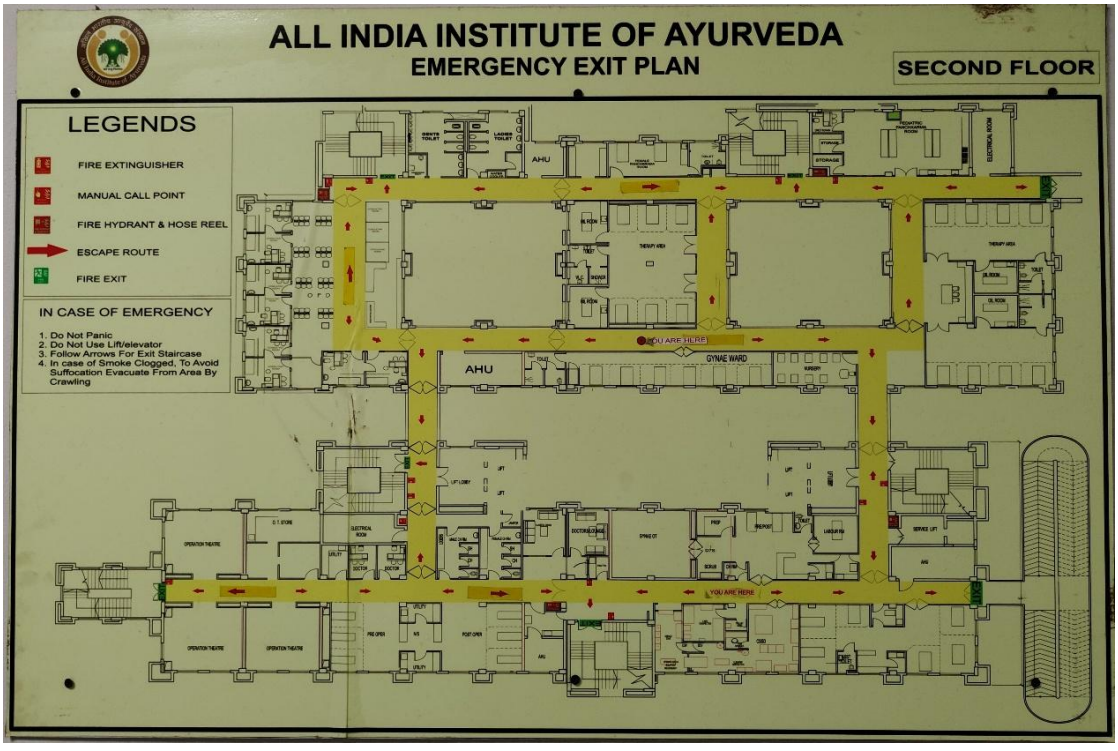

Figure 35 Second Floor Emergency Exit Plan

Hospital Block- A Third Floor	Hospital Block – B ThirdFloor
14. Single occupancy room -17 15. Double occupancy room-5 16. Triple occupancy Room – 01 17. Procedure room – 02	25. General ward (6 Bed Occupancy Room) - 4 26. Kriyakalpa Room- 1 27. Panchakarma Therapy Room – 1



Figure 36 Third Floor Plan

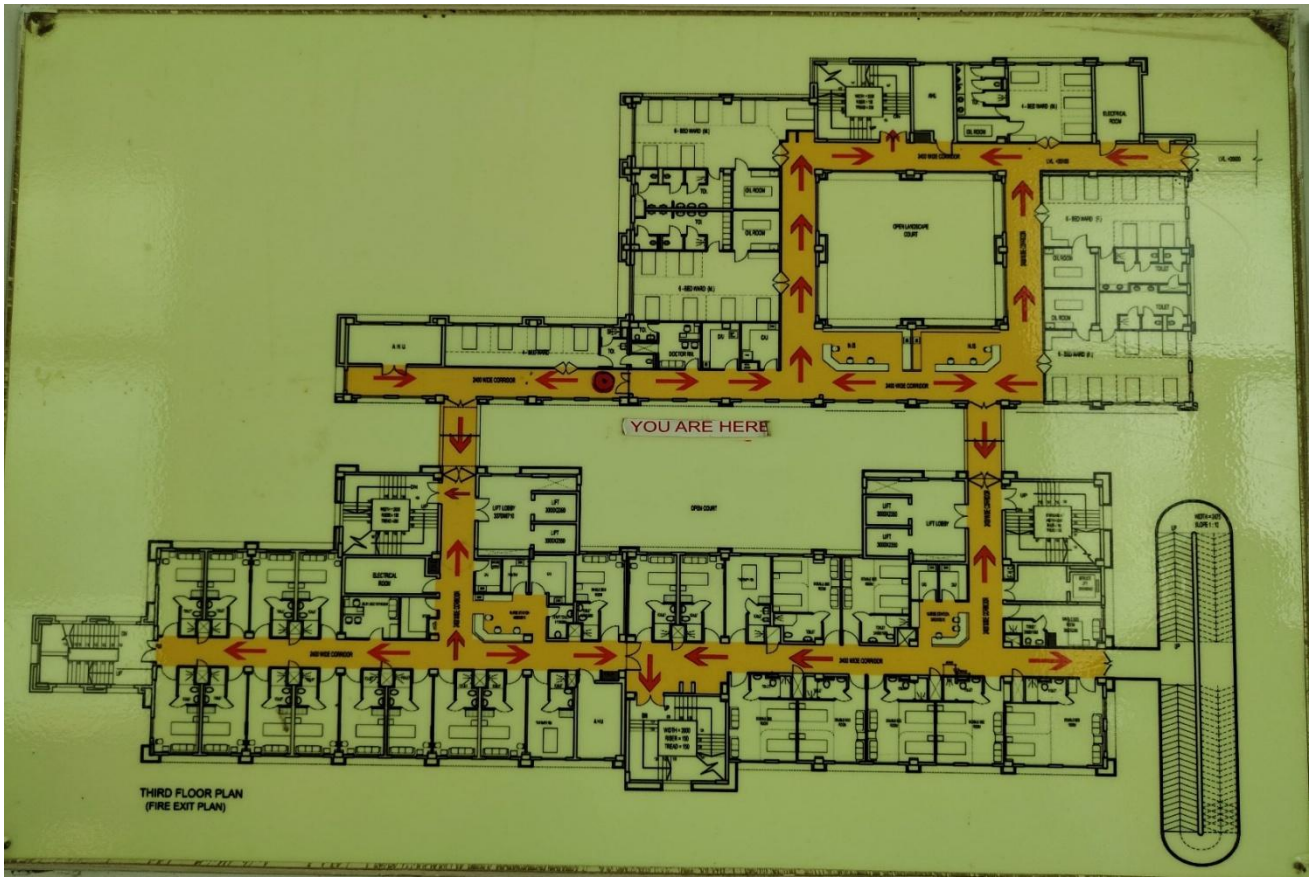

Figure 37 Third Floor Emercgency Exit Plan

Hospital Block- A Fourth Floor	Hospital Block - B Fourth Floor
18. Single occupancy room -17 19. Double occupancy room-5 20. Triple occupancy room – 01 21. Procedure room – 02	28. General ward (6 Bed Occupancy Room) - 4 29.4 Bed Occupancy Room- 1 30. Panchakarma Therapy Room – 1

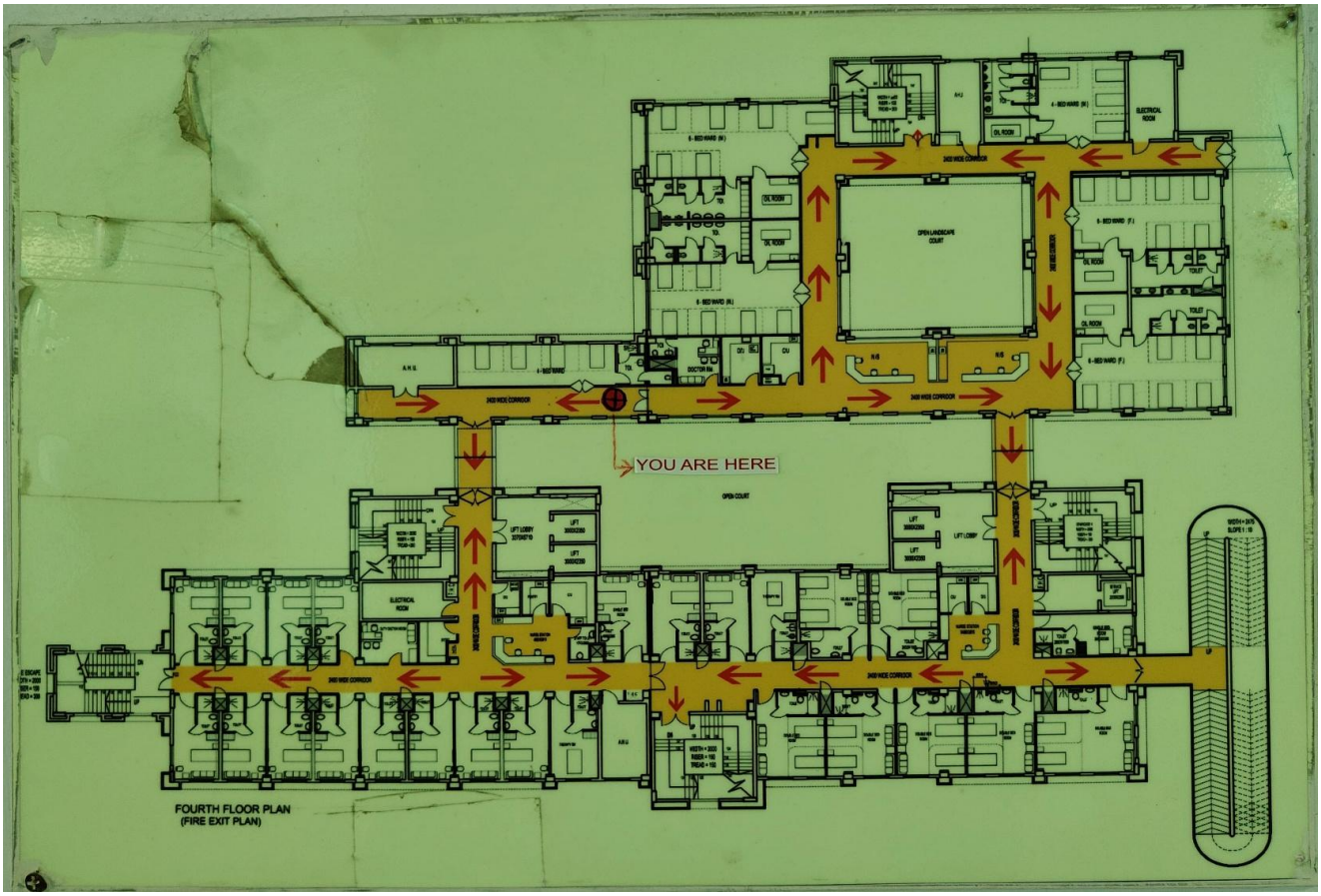

Figure 38 Fourth Floor Emergency Exit Plan

Hospital Block- A

Fifth Floor

- VVIP Suite Room – 6
- VIP Single Occupancy ROOM – 5
- VIP Double occupancy room – 4
- Panchakarma Therapy Room – 3

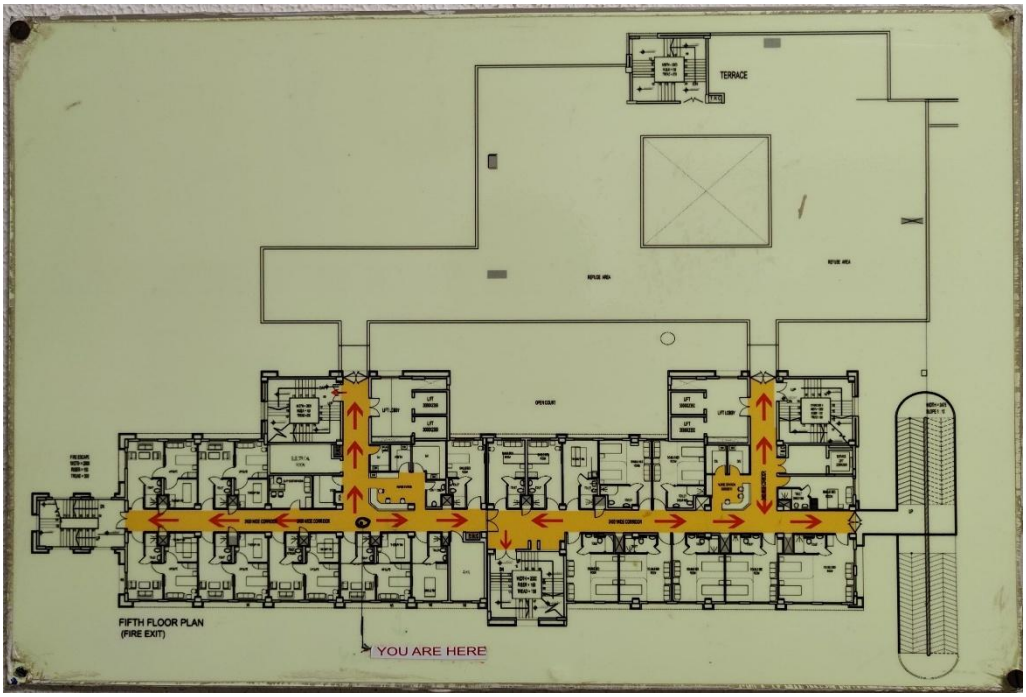

Figure 39 Fifth Floor Plan, AIIA

4.3 BASEMENT



Figure 40 Basement Plan of AIIA

4.4 Administrative block

4.4.1 Ground floor

- Waiting area
- Reception
- Model display of the AIIA building project
- Accounts and admin section
- PRO office
- Conferencehall
- Director’s office
- Joint Director’s office
- Dean PG & PhD Office
- Mini Auditorium



Figure 41 Courtyard, AIIA

4.4.2 First floor

- Learning Resource Centre
- Dhanwantri Multipurposehall
- Lecture Room 1
- Lecture Room 2

4.4.3 Second floor

Dept of Ras Shastra and Bhaishajyakalpana
Dept of Dravyaguna

Faculty and HoD cabins

• Editorial Office—International Journal of Ayurveda Research
• National PharmaCOvigilance Coordination Centre



• Ras Shastra lab
• Bhaishajyakalpana Lab
• Museum Dept of RSBK
• Seminar Rooms

Third Floor
Department of Sharir Kriya (Ay. Physiology)
Department of Roga Nidan and Vikriti Vigyan (Ay. Pathology)

Faculty and HoD cabins

• Seminar Rooms
• Herbarium Development Unit, Trans Ganga Plain Region
• Experimental Research Laboratory
• Simulation Lab
• Pharmacology Laboratory

4.4.4 Fourth Floor

Department of Kaumarbhritya
Department of Prasooti Tantra and Stri Roga
Faculty and HoD cabins
PHI Project Room, Department
Seminar Rooms
Nutritional Lab of Swasthyavritta Department
Ayurinformatics Laboratory
Pediatric Research Laboratory
Analytical Chemistry Lab
Pychochemistry Lab
Departmental Research Laboratory
Laboratories of Rare Raw Drug Repository
Microbiology Lab, RRDR (Trans Ganga Plain Region)
Pharmcognosy Lab, RRDR (Trans Ganga Plain Region)



Figure 42 Ramp, AIIA

4.4.5 Fifth floor

Department of Shalya Tantra, Department of Shalakya Tantra
Seminar Rooms
Faculty and HoD cabins
Library
Ayush AACCC helpline office

4.4.6 Sixth floor

Department of Swasthyavritta,Department of Kayachikitsa

Seminar rooms
Yoga and meditation room
Clinical Skill Development Lab
Centre for Integrative Oncology
Faculty and HoD cabins



4.4.7 Seventh floor

Department of Panchakarma

Department of Samhita Siddhanta and Maulik Siddhanta

Office of Estate officer
Seminar rooms
DAKSHYA–Ayush Sub Skill Council
Faculty and HoD cabins
Office of distinguished officer S.H. Acharya
Museum of plant origin and raw drugs
Experimental research labs
Manuscript unit
Labaratory room

NAAC office
Museum of Herbarium Section







Figure 43 Therapy Room, AIIA



Figure 44 Reception Area, AIIA





Figure 45 Waiting Area, AIIA







5 Case Study 2

5.1 KHUSHILAL SHARMA AYURVEDIC HOSPITAL



5.1.1 **Design Brief** –

Project: **Pandit Khushilal Sharma Government Ayurvedic Hospital, Bhopal**- an apex tertiary-care Ayurveda institute with education, research, and hospital facilities.

Proposing Agency: Government Ayurvedic Hospital with Academic and Research Facility.

Government of Madhya Pradesh, Department of AYUSH

5.1.2 Location :

Situated in a semi-urban context in Bhopal, near Ayodhya Bypass, Madhya Pradesh, India.

Latitude: 23.2599° N | Longitude: 77.4126° E

Project Capacity: 100 bedded inpatient facility + outpatient departments + academic block

5.1.3 Vision & Objective:

The hospital is envisioned as a center of excellence for Ayurvedic healthcare, offering:

Holistic treatment through Panchakarma, herbal medicine, diet therapy, yoga, and naturopathy.

A calm and natural healing environment rooted in traditional Indian architecture.

Integration of education, research, and clinical care in Ayurveda.

Area: Total campus area: 5.5 acres (~22,000 sq.m.)

5.1.4 Surroundings:

East: Polytechnic Campus and Residential zone

West: Green buffer and highway approach

North: Bypass Road

South: Institutional plots

5.1.5 Access & Approach:

Primary access from Ayodhya Bypass Road.

Secondary pedestrian and service access from rear roads.

Close proximity to city public transport, but within a green, noise-buffered campus.

5.1.6 Site Features:

Slight slope aiding surface drainage.

Dense plantation around periphery.

Existing built structures: Hospital block, Admin block, Academic building, Herbal garden, Pharmacy.









5.1.7 Functional Zoning & Planning

Main Zones:

1. **OPD & Panchakarma Therapy Block**
2. **IPD / Wards**
3. **Academic Block**
4. **Administrative Section**
5. **Pharmacy & Herbal Medicine Processing Unit**
6. **Herbal Garden**
7. **Kitchen & Dining Area**
8. **Residential Quarters**

Circulation Strategy:

- Separate patient, staff, and service movement.

- Central courtyard flanked by OPD and IPD blocks.
- Covered corridors for protection from sun and rain.

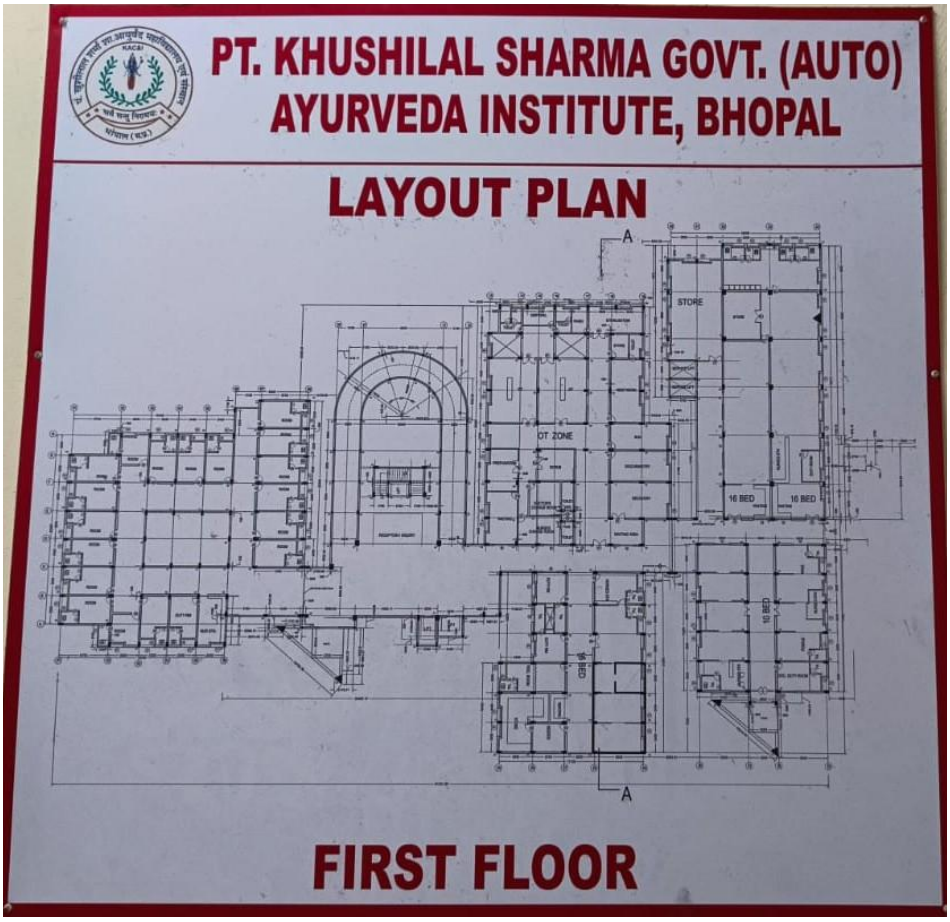

Figure 46 First Floor Plan, Khusilal Sharma Ayurveda Institute



Figure 47 Second Floor Plan, Khusilal Sharma Ayurveda Institute

5.1.8 The infrastructure of the hospital

The infrastructure of the hospital is divided into the following major functional blocks:

a. Outpatient Department (OPD) Block

The OPD block functions as the primary interface between the hospital and the public. It comprises consultation rooms for general and specialized Ayurvedic practitioners, a diagnostic and pulse examination area (Nadi Pariksha), patient registration counters, a waiting lounge, and an Ayurvedic pharmacy for medicine dispensing. The design ensures a smooth flow of patients, with logical transitions from waiting areas to consultation and treatment zones.

b. Inpatient Department (IPD) and Wards

The inpatient block accommodates approximately **100 beds**, distributed across general wards, semi-private rooms, and private suites. Each ward is supported by nurse stations, patient toilets, storage areas, and rest zones for caregivers. The IPD design prioritizes ventilation, daylight access, and hygiene, with spatial arrangements that promote privacy, restfulness, and proximity to therapy units.

c. Panchakarma Therapy Unit

One of the most distinctive components of the hospital is the Panchakarma therapy zone, dedicated to traditional Ayurvedic detoxification and rejuvenation treatments. This unit comprises treatment rooms equipped for therapies such as Abhyanga (oil massage), Swedana (herbal steam bath), Shirodhara, Nasya, Basti (medicated enema), Vamana (therapeutic emesis), and Lepa (herbal paste application). Supporting infrastructure includes shower rooms, recovery lounges, changing rooms, and storage for therapeutic oils and materials. Each room is acoustically and climatically optimized for patient comfort during treatments that can last for extended durations.

d. Academic and Institutional Block

The academic wing of the hospital campus is designed to facilitate undergraduate and postgraduate education in Ayurvedic medicine. It includes lecture halls with tiered seating, well-equipped practical laboratories, a digital and print library, seminar rooms, tutorial spaces, and faculty offices. The block operates independently but remains spatially linked to the hospital to encourage real-time clinical learning.

e. Herbal Garden and Botanical Landscape

A central feature of the campus is the **extensive herbal garden**, cultivated with over 200 species of medicinal plants used in Ayurvedic treatments. This garden serves both therapeutic and pedagogical purposes, offering a live learning environment for students and a tranquil, nature-integrated experience for patients. Walking paths, information boards, shaded seating zones, and water features are incorporated into the garden design to enhance usability and comfort.

f. Ayurvedic Pharmacy and Research Unit

The pharmacy block functions as a small-scale pharmaceutical production unit where herbal formulations, medicated oils, and traditional decoctions are prepared, packaged, and dispensed. This facility also supports ongoing research in Ayurvedic pharmacology and herbal medicine standardization, with separate zones for raw material storage, processing, quality control, and clinical trials.

g. Administrative and Service Infrastructure

The administrative zone houses offices for hospital management, medical records, accounts, human resources, and scheduling. Adjacent to this block are utility services such as electrical control rooms, water supply units, sanitation blocks, and waste management systems—ensuring uninterrupted hospital operations.

h. Residential Quarters and Dining Facilities

Staff and student accommodations are provided through dedicated residential blocks that include hostel rooms, family quarters, and guest housing. These are complemented by a centralized dining facility and a “Satvik” kitchen that prepares food adhering to Ayurvedic dietary principles. The kitchen is sometimes integrated with patient treatment plans, offering therapeutic diets prepared under medical supervision.

i. Wellness and Recreational Facilities

In alignment with Ayurvedic principles that emphasize mental as well as physical well-being, the hospital campus includes a Yoga and Meditation Hall. This facility is used for therapy sessions, wellness workshops, and spiritual education, and is architecturally designed to offer a serene, contemplative environment.

























6 Desk Appraisal-1

6.1 PATANJALI YOGPEETH, HARIDWAR

6.1.1 Introduction

Patanjali Yogpeeth in Haridwar, Uttarakhand, is one of the largest yoga institutes in India, named after the Rishi Patanjali. The institute is Baba Ramdev's flagship project. Its purpose is to practise, research and develop the field of ayurveda, as well as manufacture ayurvedic medicines. It is also the home of the University of Patanjali. Acharya Balkrishna is the General Secretary of Patanjali Yogpeeth.



6.1.2 Location:

Located on the Haridwar-Delhi highway at, very near to Roorkee, Patanjali Yogpeeth offers treatments for all and has residential accommodation. Patanjali Yogpeeth is about 20 km from Haridwar at Kankhal and about 15 km from Roorkee.

- Inaugurated in - 2006
- Founded by - Swami Ramdev and Acharya Balkrishna



Patanjali Yogpeeth - I

Patanjali Ayurveda College. In 72010, this study and research facility was commissioned as part of the university and has 122 students as of 2013. Inside the Campus library is a special area dedicated to the research of yoga and Ayurveda. Various ancient books are being restored and digitized.

Patanjali Yogpeeth - II

This second Yogpeeth campus was inaugurated in April 2009.

Yog Bhavan Patanjali is a huge auditorium of 200,000 sq. ft. where thousands of participants practice yoga, pranayama, and meditation together.

Shridhara is a 60,000 sq. ft. air-conditioned auditorium.

Panchakarma & Shatkarma Centre is a 40,000 sq. ft. centre where up to about 1,000 people can perform and participate in panchakarma and shatkarma therapy.

- **O.P.D:**

The O.P.D. is a part of Patanjali Ayurveda Hospital which is attached with Patanjali Bhartiya Ayur Vigyan avam Anusandhan Sansthan (Patanjali Ayurveda College). Patanjali Ayurved Chikitsalaya has world's largest O.P.D. of capacity of six to ten thousand patients per day. Thirty-four well equipped chambers have been arranged to sit Vaidyas (Ayurveda charya / B.A.M.S./ M.D. doctors), on the ground floor of Block-A (Sadhbhawna) of Patanjali Yogpeeth-I.

The O.P.D. has following seven sections:

1. Kaya Chikitsa

2. Stri Avam Prasuti Rog

3. Bal Roga OPD

4. Shalya

5. Shalakya

6. Panchakarma

7. Swasthya Rakshan



Computerised registration facility has been made inside the O.P.D. to maintain records of patients for long time and thereby conduct Ayurveda research. Presently around two thousand patients of different incurable &curable diseases visit this O.P.D. every day.

Timing of O.P.D. - Ayurveda

40 able and experienced Vaidyas (Ayurveda charyas/ Doctors having B.A.M.S./ M.D. degrees) render their services in O.P.D.- Ayurveda of Patanjali Yogpeeth- I from 9:00 A.M. to 5:00 P.M. in all seven days of a week.

Consultation with doctors is free. Appointment scheduling option is not here. There are two options either visitor consult with his/her preference or may be as suggested by OPD managers.

- **I.P.D:**

The I.P.D. is a part of Patanjali Ayurveda Hospital which is attached with Patanjali Bhartiya Ayur Vigyan avam Anusandhan Sansthan (Patanjali Ayurveda College). Patients are admitted on the advice of physicians of O.P.D.

The 100 beds I.P.D. has been divided into following three wards:

(a) General Ward

(b) Semi Private Ward

(c) Private Ward

As per the CCIM norms the I.P.D. includes six departments i.e.

1. Kaya Chikitsa

2. Panchakarma

3. Bal Roga

4. Shalya

5. Stree Avam Prasooti Roga

6. Shalakya

6.1.3 Sun and Wind path



6.1.4 Parking

- Patanjali Yogpeeth has only one **entry and exit.**
- **Parking**







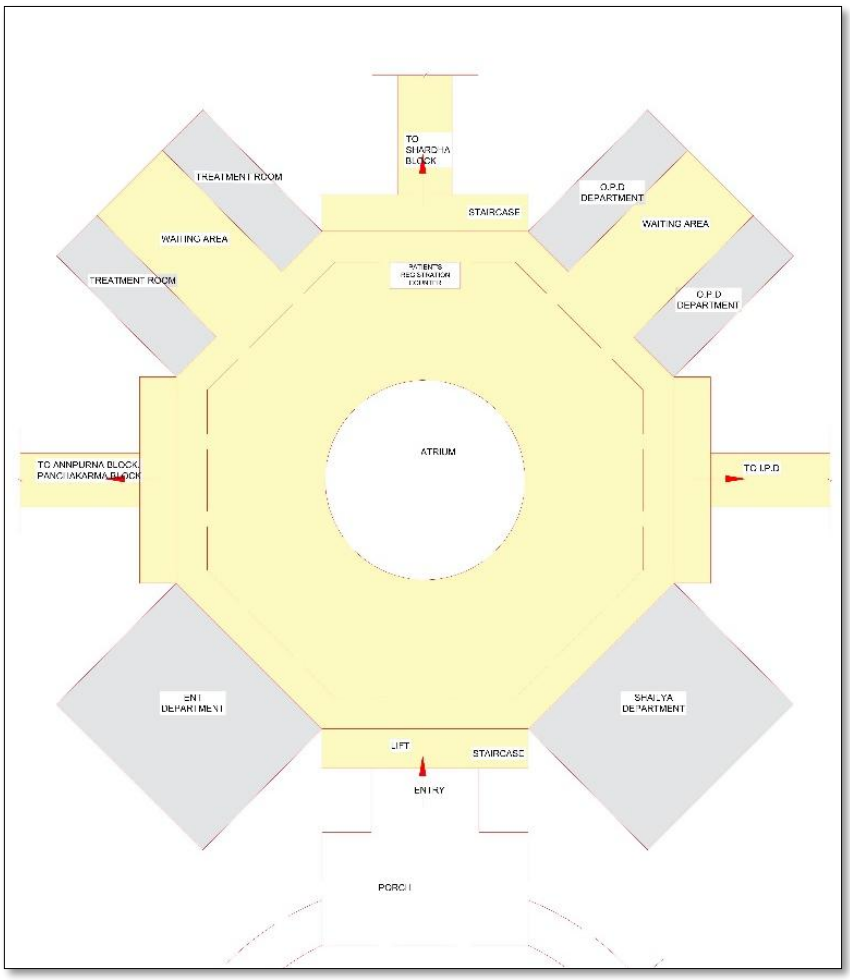
TO SHARDHA BLOCK
TREATMENT ROOM
STAIRCASE
O.P.D DEPARTMENT
WAITING AREA
WAITING AREA
TREATMENT ROOM
PATIENT'S REGISTRATION COUNTER
O.P.D DEPARTMENT
ATRIUM
TO ANNPURNA BLOCK, PANCHAKARMA BLOCK
TO I.P.D
ENT DEPARTMENT
SHALYA DEPARTMENT
LIFT
STAIRCASE
ENTRY
PORCH

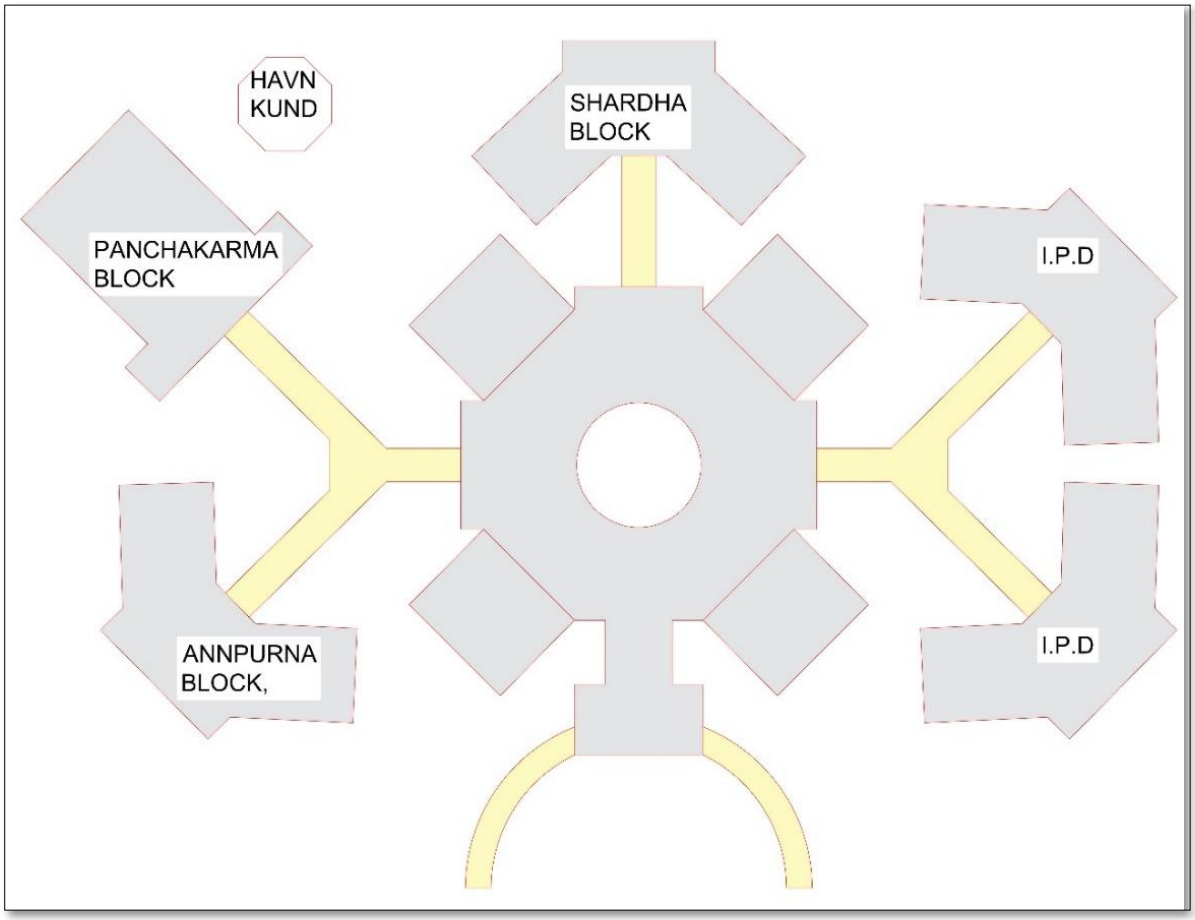
HAVN KUND
SHARDHA BLOCK
PANCHAKARMA BLOCK
I.P.D
ANNPURNA BLOCK,
I.P.D

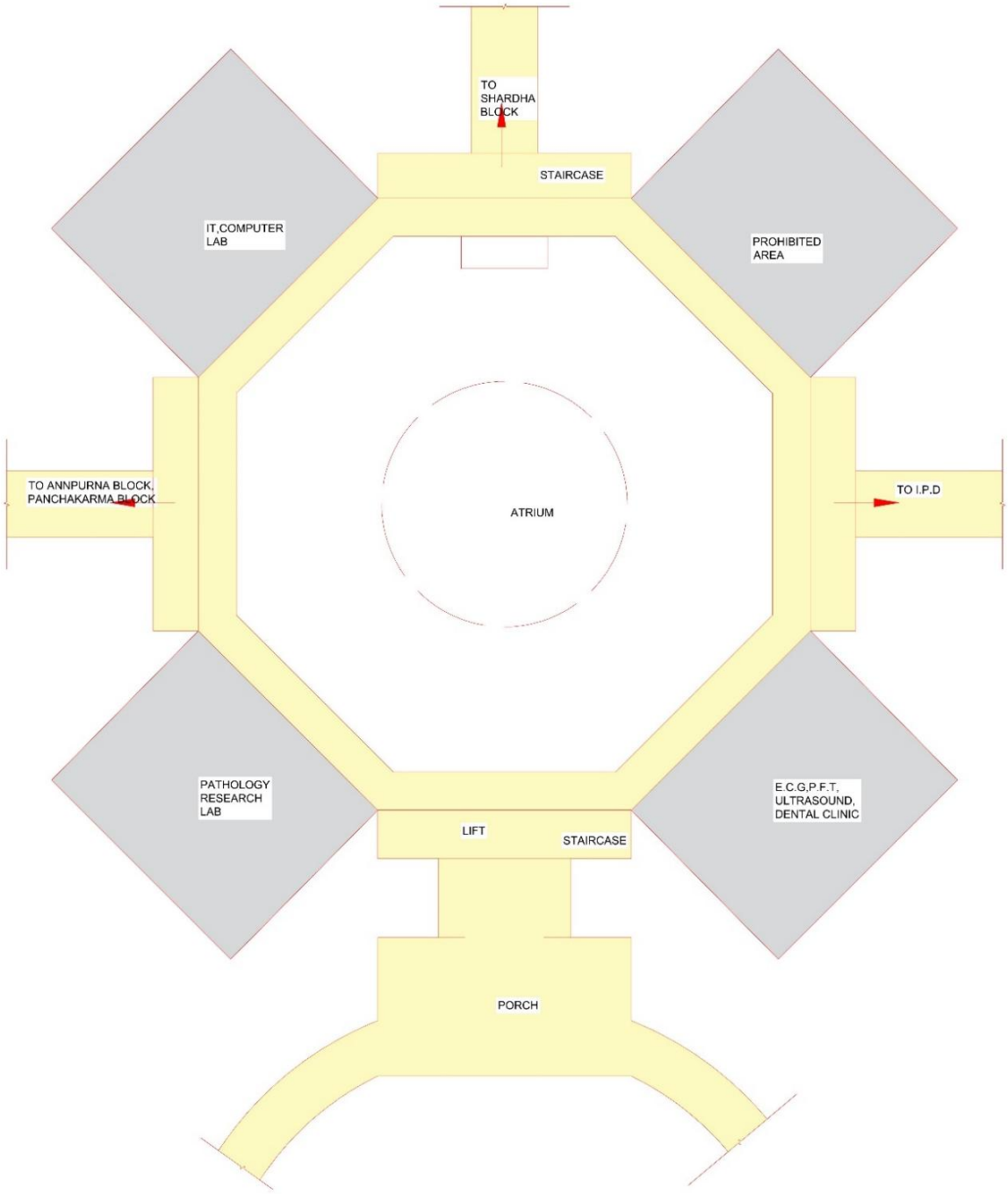

Figure 48 Patanjali Yogpeeth Concept, Haridwar

6.1.5 Planning



- There is total **6 blocks**.
- The blocks are divided according to its function which gives the visitor separate routes.
- The **central block** has an octagon in centre and four rectangles are attached to it to form the OPD and treatment block.
- In the central block, it has a large **atrium** which allows ample amount of light to enter, the space also serves as waiting area.
- The registration counter is under the skylight with the waiting area in its front.
- The **ground floor** has-
  ENT Department
  SHAILYA (SURGERY)
  OPDs
  Treatment rooms.
- The service core is at front and backside of the octagon.







Ground Floor has **3 connecting corridors** which connects the hospital block with Annapurna(cafeteria), Panchkarma, Shardha Block and the IPD.

- **The First floor** has:
  Pathology Research lab
  Dental
  IT Computer lab
  ECG
  Ultrasound
  Dental clinic



6.1.6 Facilities provided:

- 24 hrs. availability of the Resident Medical Officer & M.Os. under the guidance of Medical Superintendent.
- Well experienced Nursing staff and ward boys.
- Computerised registration facility.
- Routine pathological examination.

Hygienic Food/ Juice/ Milk as per advice of physician.



6.1.7 Physiotherapy Centre:

- A well-equipped Physiotherapy Centre has been established on first floor of Sadhana Block of Patanjali Ayurveda Hospital. All the required equipments related to Physiotherapy are available here. Patients suffering from various Inflammatory & degenerative arthropathies like Osteo Arthritis, Rheumatoid Arthritis, Lumber Spondylitis, Cervical Spondylitis, Prolapsed Intervertebral Disc, and other neurological deficits are treated with the combination of Physiotherapy & Panchakarma procedures.
- Through various Physiotherapy procedures we help every patient to achieve optimal recovery from pain & discomfort. The focus is to improve functional movements, activities of daily life and to enhance the overall quality of life through:
- Alleviating pain & discomfort.
- Promoting healing process
- Restoring and enhancing functional mobility and motor strength.
- Identifying & treating causes of pain, discomfort, and disability.

Maximizing & developing independence.

To make ground for an accurate diagnosis and most appropriate & scientific treatment, the case history of every patient is studied thoroughly by the Physiotherapist. The treatment is planned in such manner that not only relieves pain & restores function but also resolves physiotherapy the underlying cause of the problem. Our approach towards the treatment is based on a combination of electrotherapy & exercise therapy in the exercise therapy we are delivering exercises along with manual therapy i.e. mobilization therapy by the highly trained therapists. Mobilisation therapy is used to treat joint dysfunction. To make the treatment more effective & long lasting, we lay emphasis on patient education & home management program by being in close co-ordination with patients. Patanjali Yogpeeth has achieved miraculous results in several chronic conditions with the help of Yoga and Ayurveda. Adding Physiotherapy in that path of Yogic & Ayurvedic treatment will enhance the possibilities of getting more and more of good results and satisfaction in patients' prognosis.

6.2 EQUIPMENTS AVAILABLE:

1. Interferential Therapy

2. Short Wave Diathermy

3. Ultra Sound

4. Trans Cutaneous Electric Stimulation

5. Muscle Stimulator

6. Moist Heat Therapy

7. Wax Bath

8. Traction

Besides these, other motor training excersing equipments like Physio-Gym-Boll, Shoulder Exerciser, Heel Exerciser, Wrist Exerciser, Cycle Exerciser, Quadriceps Table and Sensory and Perceptual Motor training equipments like Dressing Frames, Supinator and Pronators, Tactile Numerical Kit, Mushroom Board, Pags & Shapes, Equilibrium Board are also available. New dimensions to Medical Science of Yoga & Ayurveda envisaged and introduced by our great sages are added day and day in Patanjali Yogpeeth for holistic health pursuits. Easy to access Shatkarma Clinic & Research Centre for people in general has established recently, where following modified natural Shat-karma (six-karmas) are practiced to purify human body and mind:

1. Kunjara Kriya

2. Jal Neti

3. Sutra Neti

4. Shankha Prakshalam

5. Trataka

6. Yoga-Nindra

7. Acupressure

8. Steam

Trataka: Incurable diseases like eye disorders, less concentration, insomnia, and epilepsy are successfully treated by this activity of Shat-karma. Gaze/concentration is advised on a diya of desi ghee or a candle fitted on a stand, which is in turn, helpful in eradicating concerned diseases from our body.



Yoga-Nidra (Savasana): It is quite useful in treatment of incurable diseases like hypertension, C.A.D., insomnia & other mental disorders. Healthy mind is prelude for a healthy body. Synchronizing of body, mind & spirit in the process of Yoga-nidra, helps curing fatal diseases.

Size of lobby: 30’ x 20’

One male and one female receptionist is compulsory to guide the patient inside the treatment area.

The treatment area is divided into male and female section whose entrance lies on both sides of the reception table i.e., exactly opposite to each other.

Width of corridor inside the treatment area with 8 chairs for waiting patients is 6’-0”



6.2.1 Therapy rooms:

A total of five therapy rooms are there.

Size of therapy rooms: 8’-0”x12’-0” and 8’-0”x15’-0”

The provision of changing room and toilet is compulsory in the individual therapy rooms.



6.2.2 Canteen:

Variety of food items, snacks and sweets made from pure desi ghee and organic food grains, in a well-equipped canteen in hygienic conditions, are served to visitors. This canteen is situated in the Annapurna Block of Patanjali Yogpeeth.







7 Desk Appraisal-2

7.1 ARYA VAID SALA KOTTKAL AYURVEDIC HOSPITAL AND RESEARCH CENTRE, DELHI.

7.1.1 Introduction

Arya Vaidya Sala, Kottak Kal (AVS) is a century old Charitable Institution engaged in the practice and propagation of Ayurveda, the ancient health care system of India. AVS offers classical Ayurvedic medicines and authentic Ayurvedic treatments and therapies to patients from all over India and abroad.





60 bedded treatment centres, treatment is done through traditional ayurvedic system of healing having oil and massage and the centre has OPD's for consultation by ayurvedic doctors, physicians, and therapists.

7.1.2 Location

Location - plot number-18x & 19x institutional area, near railway reservation centre, karkardooma, New Delhi.

It has three **entry** gates.



7.1.3 **Site Plan**

The site is planned with the concept of courtyard planning.
Rooms are placed along the central court which allows natural light to enter inside and enhances the ventilation.
After the entrance, Parking and some sitting spaces are provided at the right side.
Drive way is provided at the periphery of the site.
The whole design is done by using geometric shapes.
The sloping roofs, chajjas and the materials used clearly represents the architecture of kerala.



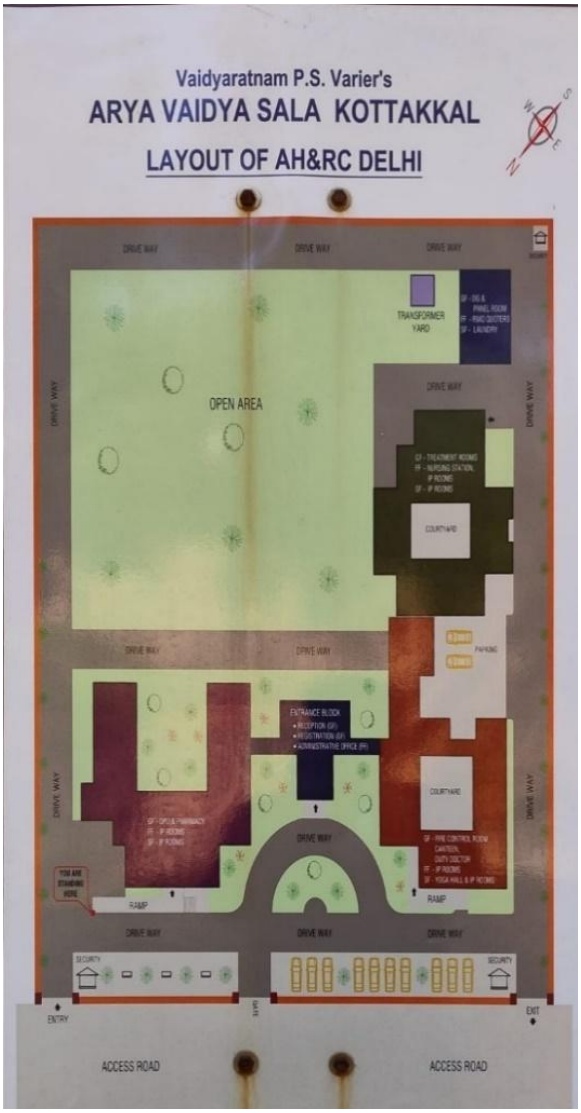
Vaidyaratnam P.S. Varier's
ARYA VAIDYA SALA KOTTAKKAL
LAYOUT OF AH&RC DELHI
DRIVE WAY
TRANSFORMER YARD
OPEN AREA
COURT YARD
ENTRANCE BLOCK
RAMP
SECURITY
ENTRY
EXIT
ACCESS ROAD
ACCESS ROAD



7.1.4 Planning

The old building has two connected blocks with three courtyards which helps in good ventilation of the building in the hot climate of Delhi and openness in built form for better air quality the new building has treatment rooms on the ground floor and all accommodation on second and third floor. The building has parapets with planters having climbers and other plants to have greenery inside the building. Services, common toilets, lifts, service lifts, fire stairs, fire shaft, electrical.



Old building block

The new building has treatment rooms on the ground floor and all accommodation on second and third floor. The building has parapets with planters having climbers and other plants to have greenery inside the building. Services, common toilets, lifts, service lifts, fire stairs, fire shafts and electrical rooms.



New building block

New block - has treatment rooms on the ground floor and accomodation on the first and the second-floor yoga and meditation room storage for equipment for treatment store for ayurvedic medicines with service lift to transport them directly to the dispensary nursing station and staff rooms duty rooms for doctors office with stairs from reception



Existing GF plan

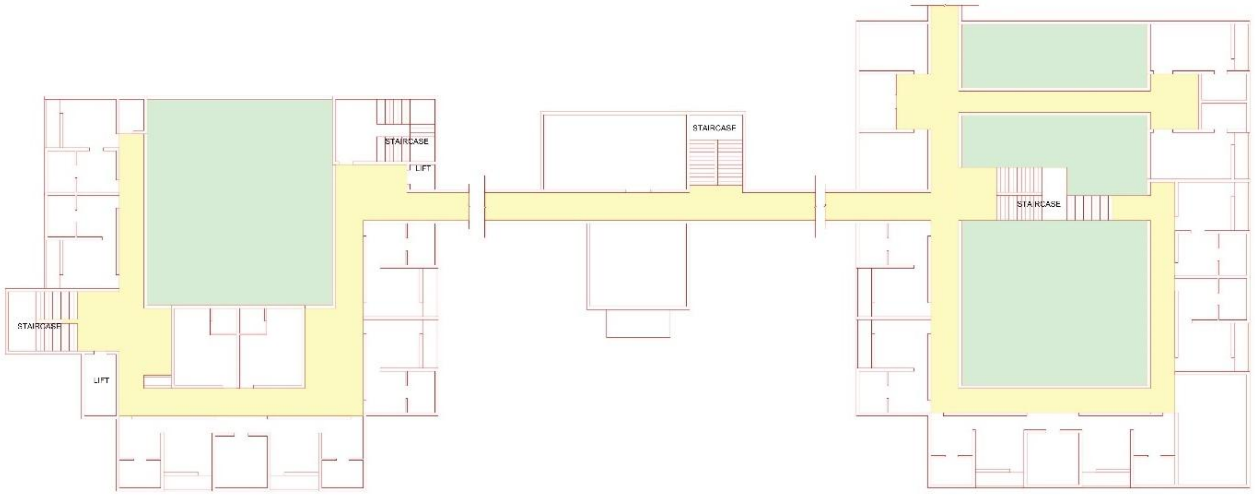

Existing FF plan



Circulation Pattern











For specially abled



Single room



Toilets for single rooms



Double rooms



8 References

8.1 Hospital Design & Area Standards

8.1.1 Books & Manuals:

- Neufert, Ernst. *Architects' Data*. Wiley-Blackwell.
- DeChiara, Joseph, Panero, Julius, & Zelnik, Martin. *Time-Saver Standards for Building Types*. McGraw-Hill Education.
- Ching, Francis D.K. *Architecture: Form, Space, and Order*. Wiley.
- Koenigsberger, O.H. *Manual of Tropical Housing and Building*. Orient Blackswan.

8.1.2 Indian Standards & Government Guidelines:

- National Building Code of India 2016 (NBC). Bureau of Indian Standards (BIS).
  Website: https://bis.gov.in
- Indian Public Health Standards (IPHS). Ministry of Health & Family Welfare.
  Website: https://dghs.gov.in/IPHSStandards.aspx
- Handbook on Planning and Design of Hospitals. Central Public Works Department (CPWD), Government of India.
  Website: https://cpwd.gov.in

8.1.3 Ministry of AYUSH Guidelines:

- Guidelines for Establishment of Ayurveda Hospitals and Colleges. Ministry of AYUSH, Government of India.
  Website: https://ayush.gov.in

8.2 Site Analysis, Climate, and Topography (Shahdol, M.P.)

8.2.1 Climatic Data Sources:

- Indian Meteorological Department (IMD). Climatological Normals 1981–2010 for Shahdol.
  Website: https://mausam.imd.gov.in
- NASA POWER (Prediction of Worldwide Energy Resources) Data Access Viewer.
  Website: https://power.larc.nasa.gov
- World Bank Climate Change Knowledge Portal.
  Website: https://climateknowledgeportal.worldbank.org

8.2.2 Topography & Terrain:

- Survey of India Toposheets.
  Website: https://surveyofindia.gov.in
- ISRO Bhuvan Geoportal.
  Website: https://bhuvan.nrsc.gov.in
- Google Earth Pro.
  Website: https://www.google.com/earth/

8.3 Case Studies of Ayurvedic Hospitals

8.3.1 Primary Case Study:

- Pandit Khushilal Sharma Government Ayurveda Hospital, Bhopal
  Website: https://pkshayurvedcollege.in

8.3.2 Other Referenced Institutions:

- All India Institute of Ayurveda (AIIA), New Delhi
  Website: https://aiia.gov.in
- Government Ayurveda College Hospital, Thiruvananthapuram
  Website: https://www.gactvm.org

8.3.3 Water Supply, Rainwater Harvesting & Plumbing

- Manual on Water Supply and Treatment. CPHEEO, Ministry of Urban Development.
  Website: https://cpheeo.gov.in
- NBC 2016 – Part 9: Plumbing Services.
  Website: https://bis.gov.in
- Rainwater Harvesting Guidelines. Central Ground Water Board (CGWB).
  Website: https://cgwb.gov.in

8.3.4 Medicinal Plant Landscape & Ayurveda Integration

- National Medicinal Plants Board (NMPB). Guidelines for Planning Ayurvedic Gardens.
  Website: https://nmpb.nic.in
- Chopra, R. N. *Glossary of Indian Medicinal Plants*. Council of Scientific and Industrial Research.
- World Health Organization (WHO). *Traditional Medicine Strategy 2014–2023*.
  Website: https://www.who.int

8.3.5 Thesis Documentation, Formatting & COA Guidelines

- Council of Architecture (COA). Thesis Guidelines for B.Arch.
  Website: https://www.coa.gov.in
- University Grants Commission (UGC). Guidelines for Academic Writing & Dissertation Structure.
  Website: https://www.ugc.ac.in
- University Format Samples:
  - School of Planning and Architecture, Bhopal: https://spabhopal.ac.in
  - IIT Roorkee, Department of Architecture and Planning: https://www.iitr.ac.in

8.4 Fitness & Nutrition Plan (Weight Loss)

- Indian Council of Medical Research (ICMR) – National Institute of Nutrition (NIN). Indian Dietary Guidelines.
  Website: https://www.nin.res.in
- HealthifyMe. Indian Food Calorie Reference.
  Website: https://www.healthifyme.com
- MyFitnessPal. Nutrition & Calorie Tracker.
  Website: https://www.myfitnesspal.com

8.5 Tools & Software Used

- Autodesk (AutoCAD, Revit, SketchUp).
  Website: https://www.autodesk.com
- Canva, Photoshop, Adobe InDesign – For presentation and layout.
- Google Sheets, Microsoft Excel – For space programming and data visualization.
- ChatGPT (OpenAI) – Content generation, synthesis, and formatting.
  Website: https://chat.openai.com

CONCEPTUAL ANALYSIS

DETAILS OF THE SITE

LOCATION: KOTMA VILLAGE, TEHSIL SOHAGPUR SHAHDOL, MADHYA PRADESH

SITE AREA: 10.1 ACRES, 40880 SQM

LONGITUDE: 23°19'55.85"NN
LONGITUDE: 81°22'44.04"E





MASTER PLAN OF THE SITE

ALLOTTED LAND

KHASRA NO-32
KHASRA NO-33
KHASRA NO-34/1
KHASRA NO-35
KHASRA NO-36

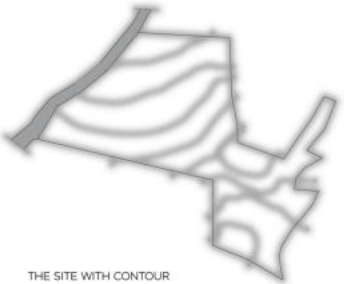

THE SITE WITH CONTOUR

SITE ANALYSIS

SLOPE DIRECTION
PREVAILING WIND FLOWS FROM WEST TOWARD NORTH-EAST, PROVIDING GOOD NATURAL VENTILATION POTENTIAL.

WIND DIRECTION
PREVAILING WIND FLOWS FROM WEST TOWARD NORTH-EAST, PROVIDING GOOD NATURAL VENTILATION POTENTIAL.

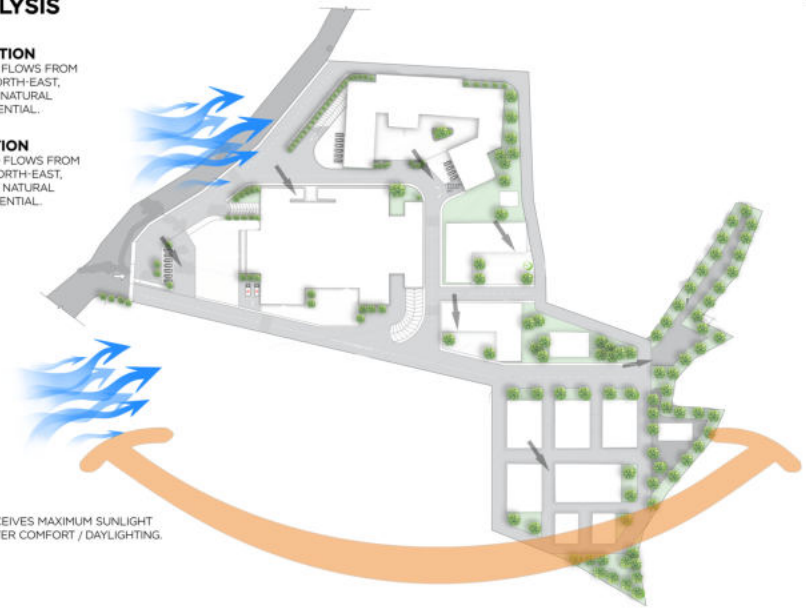

SUN
SOUTH SIDE RECEIVES MAXIMUM SUNLIGHT GOOD FOR WINTER COMFORT / DAYLIGHTING.

SITE PROXIMITY

1. SHAHDOL RAILWAY STATION -9.2 KM
2. SHSHDOL BUS STAND - 4.9 KM
3. AMRITA HOSPITAL SHSHDOL - 4.7KM
4. DOSTER SCHOOL - 5.2

THE HEALING GARDEN



FORM EVOLUTION

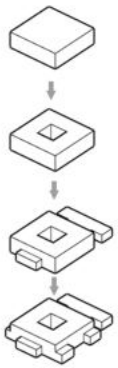

1. BASE FORM
INITIAL BUILDING MASS PLACED ON SITE

2. PUSHING DOWN
PUSHING DOWN THE CENTRAL AREA FOR COURTYARD

3. ENTRANCE CARVE OUT
PULLING THE FRONT AREA FOR THE MAIN ENTRY

4. THE FINAL FORM
FINAL FORM REFINED AS PER THE INNER PLANNING

CONCEPT OF THE SITE ZONING

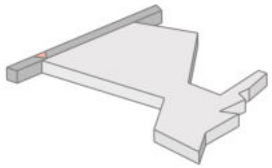

01. ACCESS
MAIN VEHICULAR ENTRY FROM THE PRIMARY ROAD; SEPARATE SAFE PEDESTRIAN ACCESS PROVIDED.

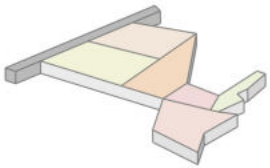

02. PUBLIC TO PRIVATE
CLEAR ZONING: PUBLIC/INSTITUTIONAL BUILDINGS NEAR ENTRANCE, TRANSITIONING TO SEMI-PRIVATE AND FULLY PRIVATE RESIDENTIAL AREAS AT THE REAR.

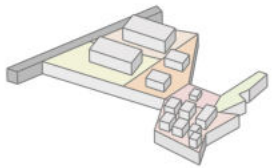

03. BUILDING MASSING
HEIGHTS STEPPED DOWN FROM TALLER FRONT BLOCKS TO LOWER RESIDENTIAL CLUSTERS AS PER BYLAWS

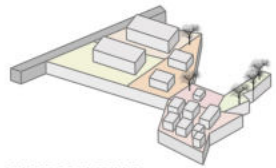

04. LANDSPAPING
GENEROUS GREEN POCKETS, HERBAL GARDEN, PRESERVED TREES, AND VSHADED PATHWAYS

CLIMATE ANALYSIS

AVERAGE TEMPERATURE
OVER THE COURSE OF THE YEAR, THE TEMPERATURE TYPICALLY VARIES FROM 51°F TO 104°F AND IS RARELY BELOW 45°F OR ABOVE 110°F.



SUN
THE EARLIEST SUNRISE IS AT 5:17 AM ON JUNE 8, AND THE LATEST SUNRISE IS AT 6:48 AM ON JANUARY 15. THE EARLIESTSUNSET IS AT 5:17 PM ON NOVEMBER 27, AT 6:54 PM



HUMIDITY
SHAHDOL EXPERIENCES EXTREME SEASONAL VARIATION IN THE PERCEIVED HUMIDITY THE MONTH WITH THE MOSTMUGGY DAYS IN SHAHDOL IS AUGUST, WITH 31.0 DAYS THAT

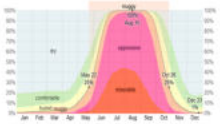

WIND
THE WIND IS MOST OFTEN FROM THE WEST FOR 3.4 WEEKS, FROM APRIL 15 TO MAY 9 AND FOR 3.6 MONTHS, FROM JUNE 3 TO SEPTEMBER 20, WITH A PEAK PERCENTAGE OF 59% ON JULY 7.



TARGET USERS:
1. PATIENTS
2. VISITORS
3. STUDENTS AND FACULTY
4. HOSTEL RESIDENTS
5. RESIDENTIAL FAMILIES





SWOT

S
1. THE SITE IS SURROUNDED WITH FERTILE FIELDS, PERFECT FOR GROWING HERBS AND CREATING BEAUTIFUL GREEN SPACES
2. THE AREA IS PEACEFULE WITH CLEAN AIR AND NO NOISE POLUTION

W
1. THERE IS ISNT ANY OTHER GOOD AYURVEDIC HOSPITAL AROUND THE SITE, IT CAN TRULY FILL THE MUCH NEEDED GAP
2. RISING WELLNESS PROVIDE A A CHANCE TO PROVIDE QUALITY AYURVEDIC EDUCATION

O
1. LOCATION INFRASTRUCTURE SUCH AS PUBLIC TRANSPORT, UTILITIES, WASTE MANAGEMENT AND INTERNET ARE UNDERDEVELOPED,
2. NEED EXTRA INVESTMENT
LOCATION IS FAR FROM CITY CENTER

T
1. PREFERANCE FOR ALLOPATHIC HOSPITALS AMONG LOCALS MAY LIMIT, AYURVEDA'S PATIENTS BASE
2. LOW PUBLIC AWARENESS ANOUT AYURVEDA COULD REDUCE TRUST AND ACCEPTANCE OF THE AYURVEDIC TREATMENT

DAVID LALRAMENGA
SCHOLAR.NO - 211110022

SITE PLAN



BUILT UP AREAS

1. HOSPITAL - 11200 SQM
2. COLLEGE - 10244.8 SQM

MOS

1. FRONT-12M
2. SIDE-6M
3. REAR-6M

SITE CALCULATIONS

1.	SITE AREA	- 10.1 ACRE(40880 sqm)
2.	TOTAL BUILT UP	- 43853 sqm
3.	GROUND COVERAGE	-12312 sqm (30%)
4.	FAR	- 1.07 (PERMISSIBLE-1.0-1.5)
5.	SERVICE ROAD	- 6M
6.	ROAD WIDTH	- 12M,9M,6M
7.	BUILDING HEIGHTS	- 18M
8.	LANDSCAPING	- 15%
9.	ONSITE PARKING	- 20 CARS + 2 AMBULANCE

OTHER BUILTUP AREAS

1.	BOYS HOSTEL	- 4,198 sqm
2.	GIRLS HOSTEL	- 4,198 sqm
3.	3BHK BLOCKS	- 8,695 sqm
4.	2BHK BLOCKS	- 3,216 sqm
5.	1BHK BLOCKS	- 1,814 sqm
6.	DEAN BUNGALOW	- 270 sqm

LEGENDS

1 HOSPITAL
2. COLLEGE
3. BOYS HOSTEL
4. GIRLS HOSTEL
5.DEAN BUNGALOW
6. 3BHK RESIDENTIAL
7. 2BHK RESIDENTIAL
8. 1BHK RESIDENTIAL

DAVID LALRAMENGA
211110022

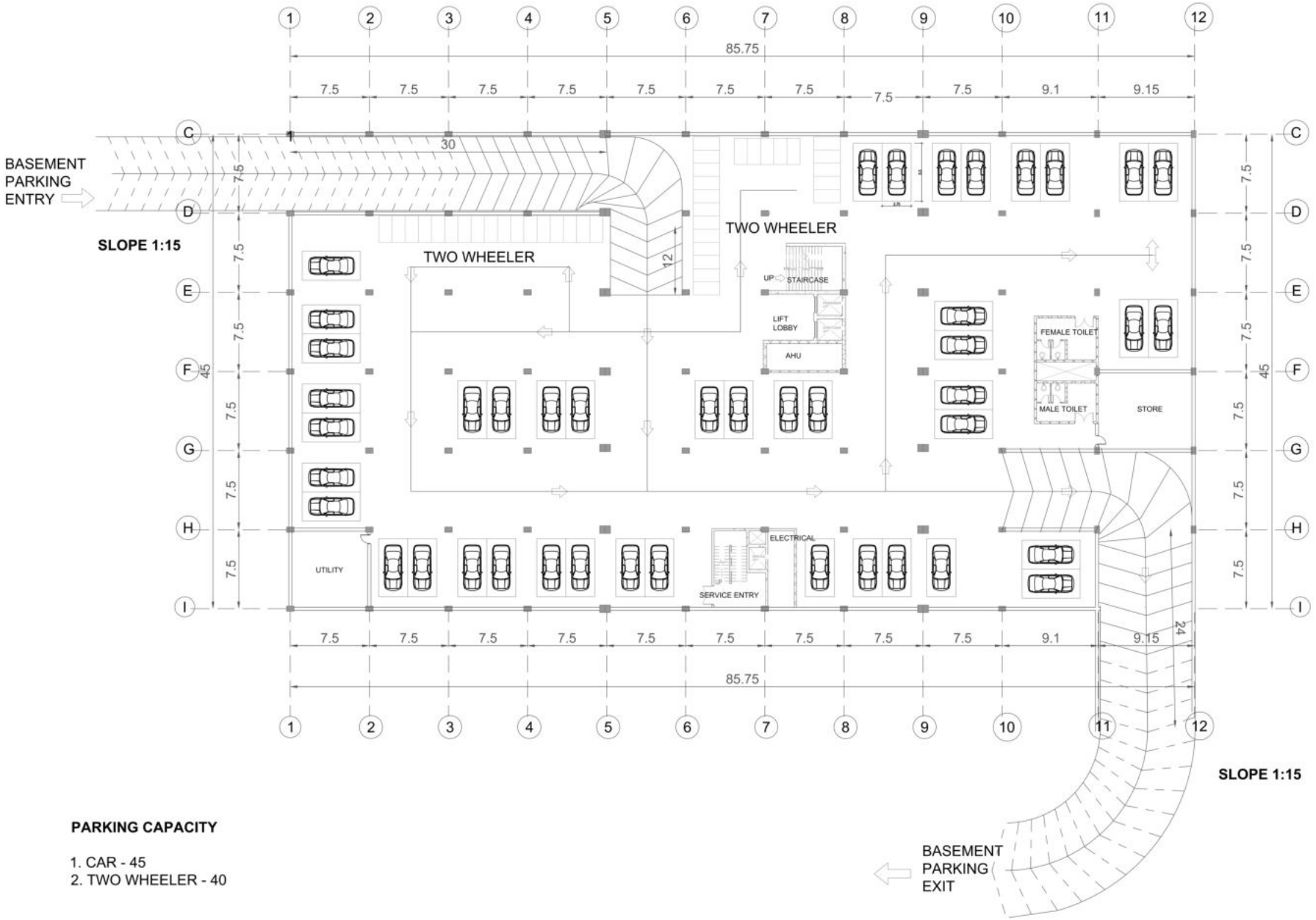

PARKING CAPACITY

1. CAR - 45
2. TWO WHEELER - 40

MAULANA AZAD NATIONAL INSTITUTE OF TECHNOLOGY, BHOPAL

NOTES

1. THIS DRAWING IS TO BE READ IN CONJUCTION WITH DRAWING NO. :
2. ALL DIMENSIONS ARE IN METERS AND ALL LEVELS
3. ALL DIMENSIONS ARE STRUCTURAL DIMENSIONS UNLESS MENTIONED OTHERWISE
4. FOR STRUCTURAL DETAILS, REFER DRAWING NO
5. FOR GENERAL NOTES REFER DRAWING NO
6. IN CASE OF ANY DISCREPANCY IT SHOULD BE BROUGHT TO THE NOTICE OF THE ARCHITECT PRIOR TO CONSTRUCTION AT THE SITE.
7. THIS DRAWING HAS NOT BEEN PUBLISHED AND IS THE SOLE PROPERTY OF IXTH SEM ARCHITECTURE AND IS ISSUED TO THE PARTY FOR THE SPECIFIC PURPOSE AS STATED IN THE AGREEMENT

AYURVEDIC COLLEGE AND HOSPITAL

BASEMENT PARKING

NAME DAVID LALRAMENGA

SCH.NO - 211110022

SEMESTER - IX, SEC-A

GUIDE DR. ASHUTOSH SHARMA

N

Project number 1

Date

Scale 1 : 200

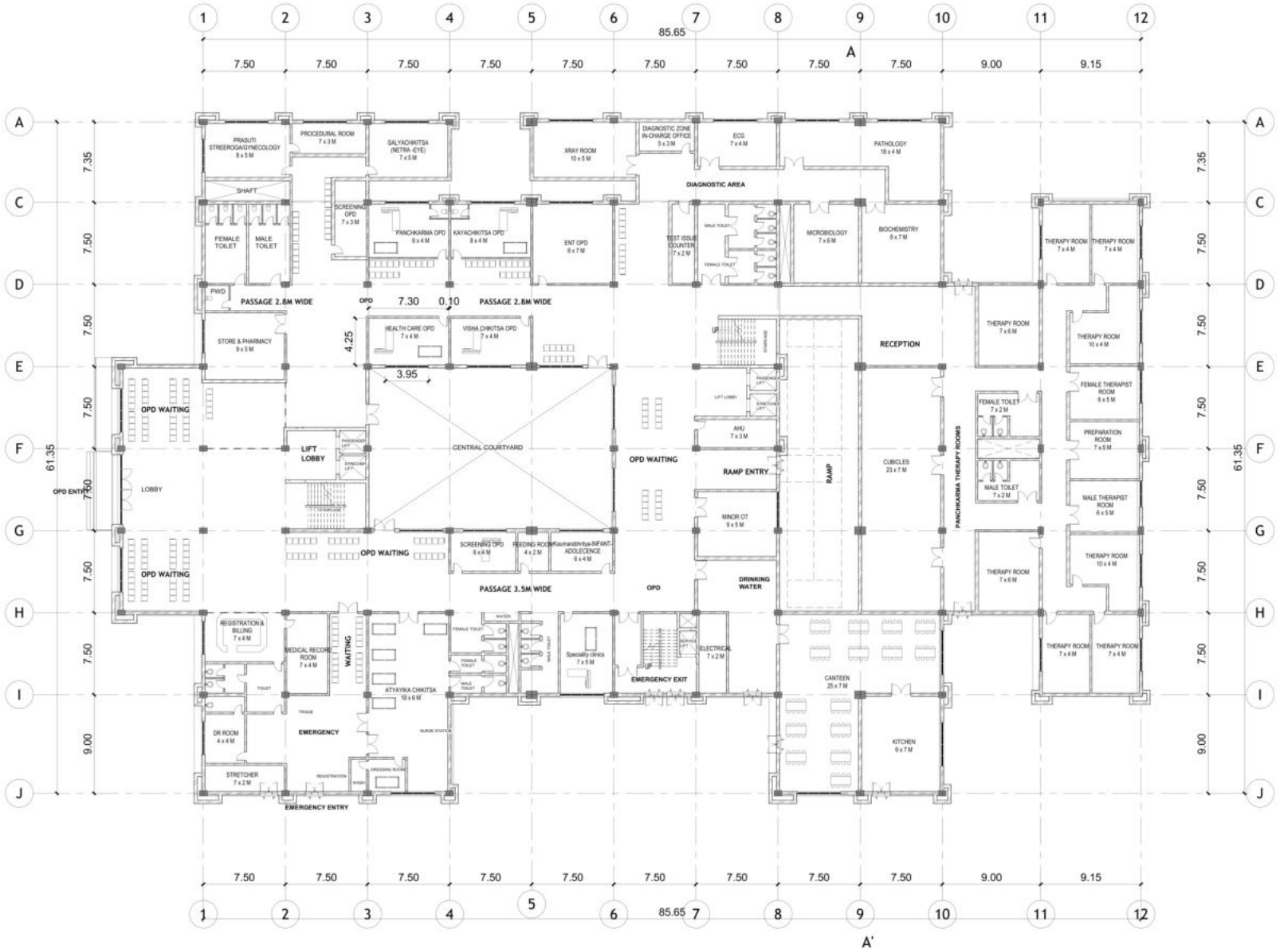

MAULANA AZAD NATIONAL INSTITUTE OF TECHNOLOGY, BHOPAL

NOTES

1. THIS DRAWING IS TO BE READ IN CONJUCTION WITH DRAWING NO. :
2. ALL DIMENSIONS ARE IN METERS AND ALL LEVELS
3. ALL DIMENSIONS ARE STRUCTURAL DIMENSIONS UNLESS MENTIONED OTHERWISE
4. FOR STRUCTURAL DETAILS, REFER DRAWING NO
5. FOR GENERAL NOTES REFER DRAWING NO
6. IN CASE OF ANY DISCREPANCY IT SHOULD BE BROUGHT TO THE NOTICE OF THE ARCHITECT PRIOR TO CONSTRUCTION AT THE SITE.
7. THIS DRAWING HAS NOT BEEN PUBLISHED AND IS THE SOLE PROPERTY OF IXTH SEM ARCHITECTURE AND IS ISSUED TO THE PARTY FOR THE SPECIFIC PURPOSE AS STATED IN THE AGREEMENT

AYURVEDIC HOSPITAL

GROUND FLOOR

NAME	DAVID LALRAMENGA
SCH.NO -	211110022
SEMESTER -	IX, SEC-A
GUIDE	DR ASHUTOSH SHARMA

N

Project number	01
Date	2.12.2025

1

Scale 1 : 200

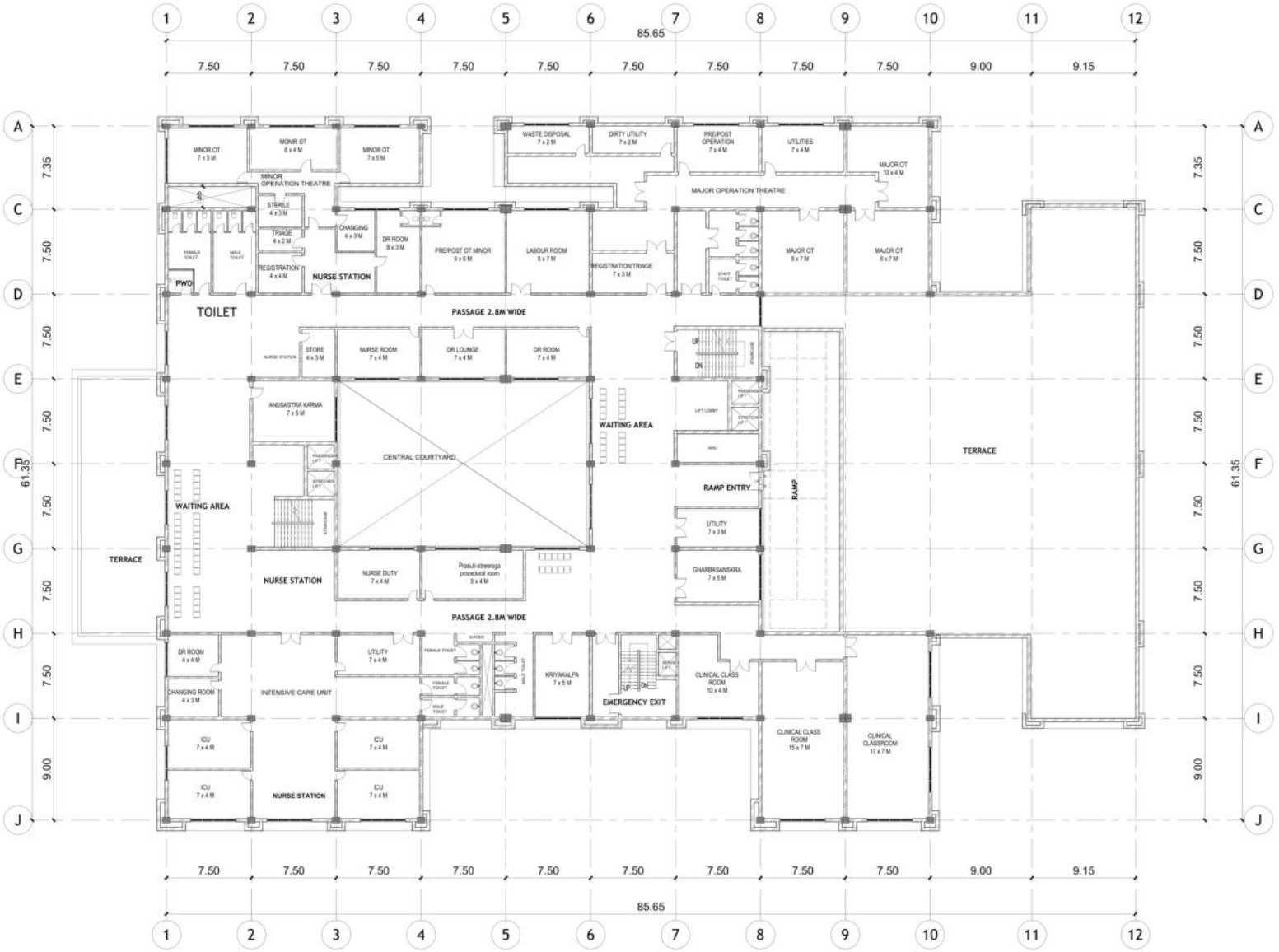

MAULANA AZAD NATIONAL INSTITUTE OF TECHNOLOGY, BHOPAL

NOTES

1. THIS DRAWING IS TO BE READ IN CONJUCTION WITH DRAWING NO. :
2. ALL DIMENSIONS ARE IN METERS AND ALL LEVELS
3. ALL DIMENSIONS ARE STRUCTURAL DIMENSIONS UNLESS MENTIONED OTHERWISE
4. FOR STRUCTURAL DETAILS, REFER DRAWING NO
5. FOR GENERAL NOTES REFER DRAWING NO
6. IN CASE OF ANY DISCREPANCY IT SHOULD BE BROUGHT TO THE NOTICE OF THE ARCHITECT PRIOR TO CONSTRUCTION AT THE SITE.
7. THIS DRAWING HAS NOT BEEN PUBLISHED AND IS THE SOLE PROPERTY OF IXTH SEM ARCHITECTURE AND IS ISSUED TO THE PARTY FOR THE SPECIFIC PURPOSE AS STATED IN THE AGREEMENT

AYURVEDIC HOSPITAL

FIRST FLOOR

NAME	DAVID LALRAMENGA
SCH.NO -	211110022
SEMESTER -	IX, SEC-A
GUIDE	DR ASHUTOSH SHARMA

N

Project number	01
Date	2.12.2025

2

Scale 1 : 200

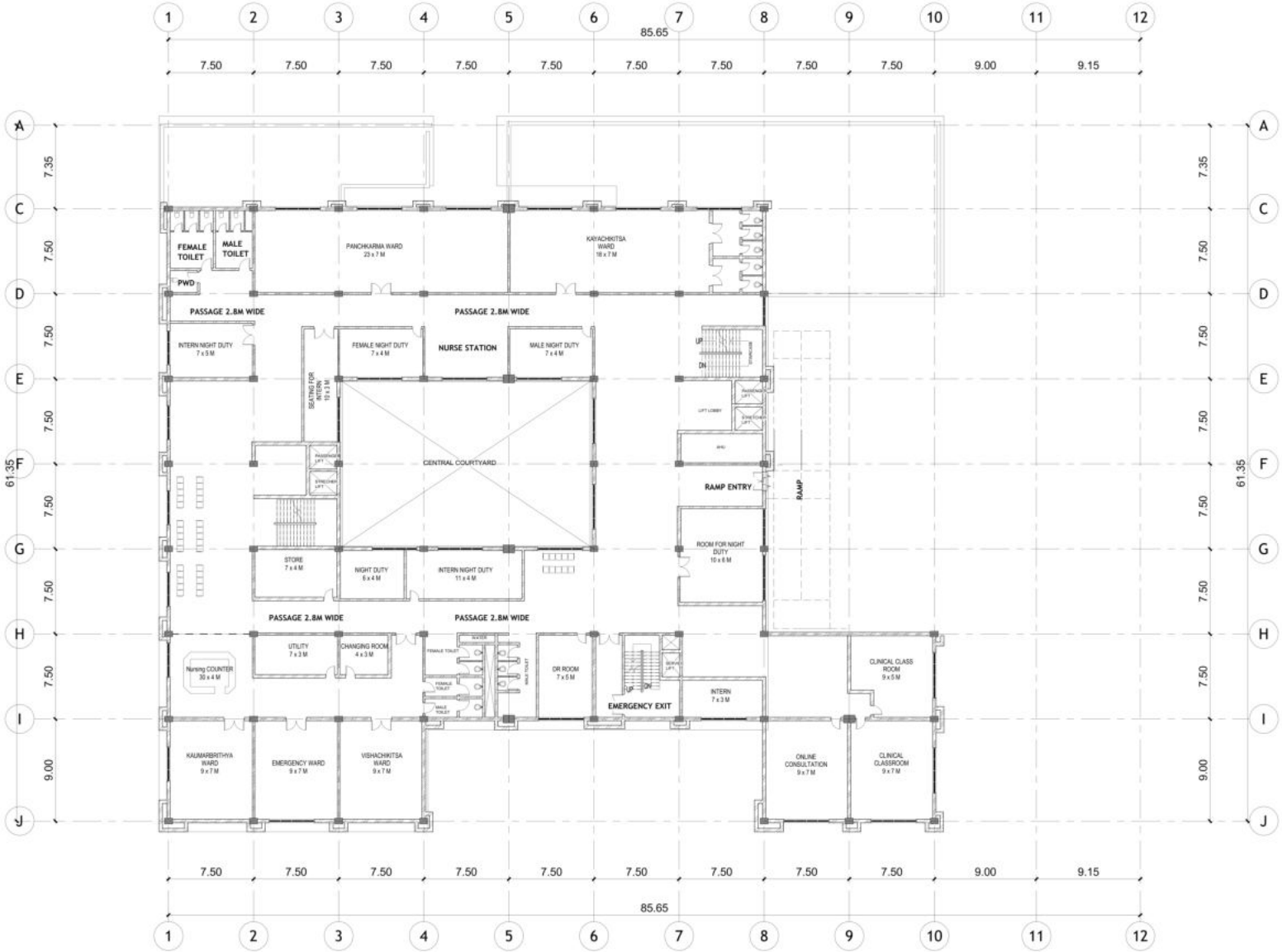

MAULANA AZAD NATIONAL INSTITUTE OF TECHNOLOGY, BHOPAL

NOTES

1. THIS DRAWING IS TO BE READ IN CONJUCTION WITH DRAWING NO. :
2. ALL DIMENSIONS ARE IN METERS AND ALL LEVELS
3. ALL DIMENSIONS ARE STRUCTURAL DIMENSIONS UNLESS MENTIONED OTHERWISE
4. FOR STRUCTURAL DETAILS, REFER DRAWING NO
5. FOR GENERAL NOTES REFER DRAWING NO
6. IN CASE OF ANY DISCREPANCY IT SHOULD BE BROUGHT TO THE NOTICE OF THE ARCHITECT PRIOR TO CONSTRUCTION AT THE SITE.
7. THIS DRAWING HAS NOT BEEN PUBLISHED AND IS THE SOLE PROPERTY OF IXTH SEM ARCHITECTURE AND IS ISSUED TO THE PARTY FOR THE SPECIFIC PURPOSE AS STATED IN THE AGREEMENT

AYURVEDIC HOSPITAL

SECOND FLOOR

NAME	DAVID LALRAMENGA
SCH.NO -	211110022
SEMESTER -	IX, SEC-A
GUIDE	DR ASUTHOSH SHARMA

N

Project number	01
Date	2.12.2025

3

Scale 1 : 200

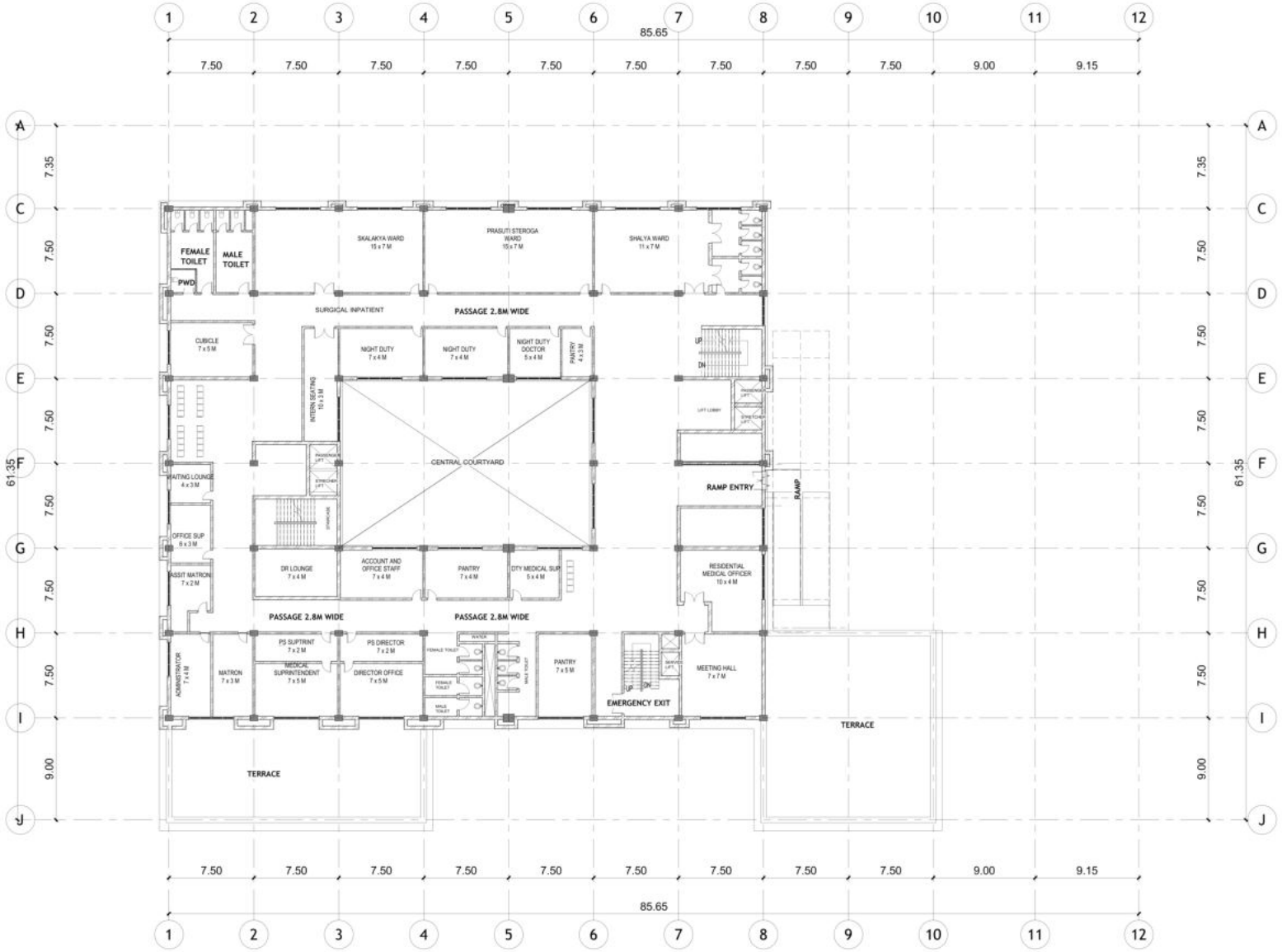

MAULANA AZAD NATIONAL INSTITUTE OF TECHNOLOGY, BHOPAL

NOTES

1. THIS DRAWING IS TO BE READ IN CONJUCTION WITH DRAWING NO. :

2. ALL DIMENSIONS ARE IN METERS AND ALL LEVELS

3. ALL DIMENSIONS ARE STRUCTURAL DIMENSIONS UNLESS MENTIONED OTHERWISE

4.FOR STRUCTURAL DETAILS, REFER DRAWING NO

5. FOR GENERAL NOTES REFER DRAWING NO

6. IN CASE OF ANY DISCREPANCY IT SHOULD BE BROUGHT TO THE NOTICE OF THE ARCHITECT PRIOR TO CONSTRUCTION AT THE SITE.

7. THIS DRAWING HAS NOT BEEN PUBLISHED AND IS THE SOLE PROPERTY OF IXTH SEM ARCHITECTURE AND IS ISSUED TO THE PARTY FOR THE SPECIFIC PURPOSE AS STATED IN THE AGREEMENT

AYURVEDIC HOSPITAL

THIRD FLOOR

NAME DAVID LALRAMENGA

SCH.NO - 211110022

SEMESTER - IX, SEC-A

GUIDE DR ASHUTOSH SHARMA

N

Project number 01

Date 2.12.2025

4

Scale 1 : 200



2 North Architectural Building Elevation
1 : 200



1 West Architectural Building Elevation
1 : 200

MAULANA AZAD NATIONAL INSTITUTE OF TECHNOLOGY, BHOPAL

NOTES

1. THIS DRAWING IS TO BE READ IN CONJUCTION WITH DRAWING NO. :

2. ALL DIMENSIONS ARE IN METERS AND ALL LEVELS

3. ALL DIMENSIONS ARE STRUCTURAL DIMENSIONS UNLESS MENTIONED OTHERWISE

4.FOR STRUCTURAL DETAILS, REFER DRAWING NO

5. FOR GENERAL NOTES REFER DRAWING NO

6. IN CASE OF ANY DISCREPANCY IT SHOULD BE BROUGHT TO THE NOTICE OF THE ARCHITECT PRIOR TO CONSTRUCTION AT THE SITE.

7. THIS DRAWING HAS NOT BEEN PUBLISHED AND IS THE SOLE PROPERTY OF IXTH SEM ARCHITECTURE AND IS ISSUED TO THE PARTY FOR THE SPECIFIC PURPOSE AS STATED IN THE AGREEMENT

AYURVEDIC HOSPITAL

ELEVATIONS

NAME DAVID LALRAMENGA

SCH.NO - 211110022

SEMESTER - IX, SEC-A

GUIDE DR ASHUTOSH SHARMA

N

Project number 01

Date 2.12.2025

6

Scale 1 : 200



1 South Architectural Building Elevation
1 : 200

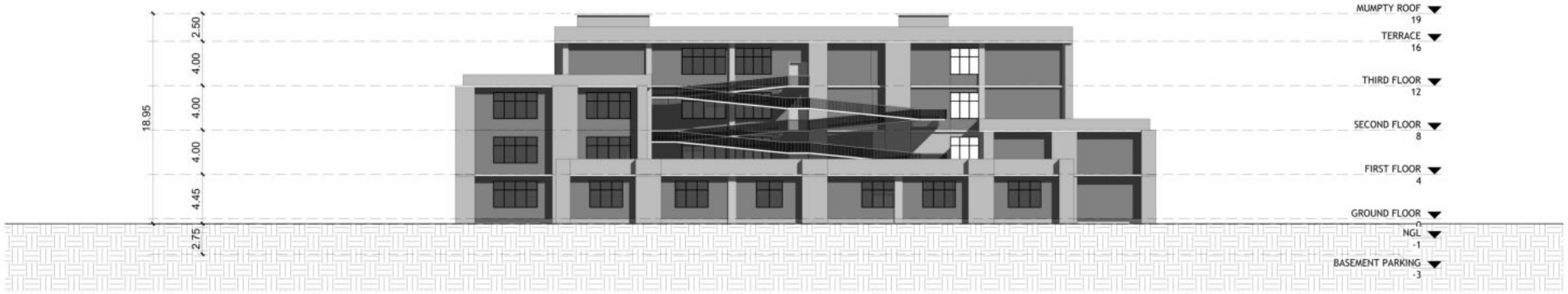

2 East Architectural Building Elevation
1 : 200

MAULANA AZAD NATIONAL INSTITUTE OF TECHNOLOGY, BHOPAL

NOTES

1. THIS DRAWING IS TO BE READ IN CONJUCTION WITH DRAWING NO. :

2. ALL DIMENSIONS ARE IN METERS AND ALL LEVELS

3. ALL DIMENSIONS ARE STRUCTURAL DIMENSIONS UNLESS MENTIONED OTHERWISE

4.FOR STRUCTURAL DETAILS, REFER DRAWING NO

5. FOR GENERAL NOTES REFER DRAWING NO

6. IN CASE OF ANY DISCREPANCY IT SHOULD BE BROUGHT TO THE NOTICE OF THE ARCHITECT PRIOR TO CONSTRUCTION AT THE SITE.

7. THIS DRAWING HAS NOT BEEN PUBLISHED AND IS THE SOLE PROPERTY OF IXTH SEM ARCHITECTURE AND IS ISSUED TO THE PARTY FOR THE SPECIFIC PURPOSE AS STATED IN THE AGREEMENT

AYURVEDIC HOSPITAL

ELEVATIONS 2

NAME	DAVID LALRAMENGA
SCH.NO -	211110022
SEMESTER -	IX, SEC-A
GUIDE	DR ASHUTOSH SHARMA

N

Project number	01
Date	2.12.2025

6.1

Scale 1 : 200

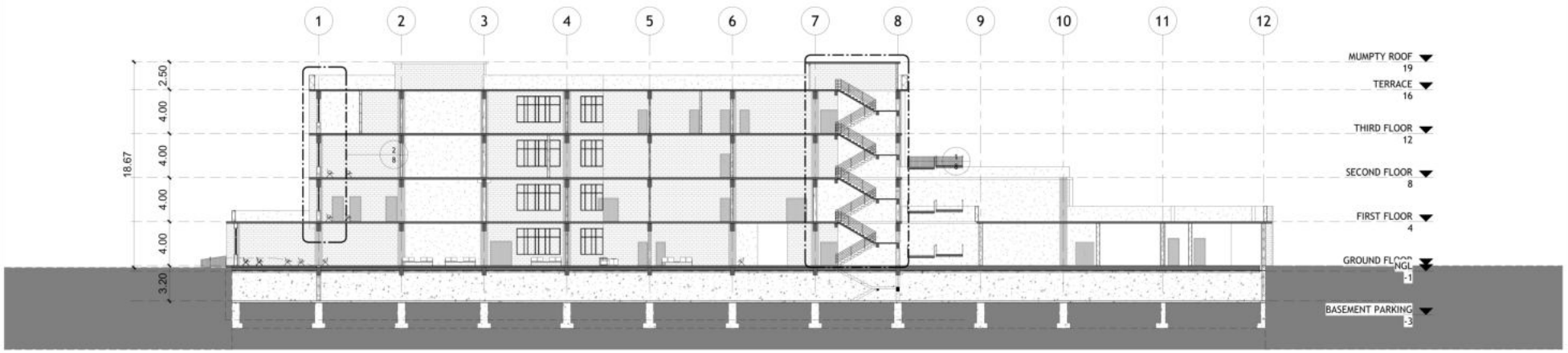

SECTIONS AA'

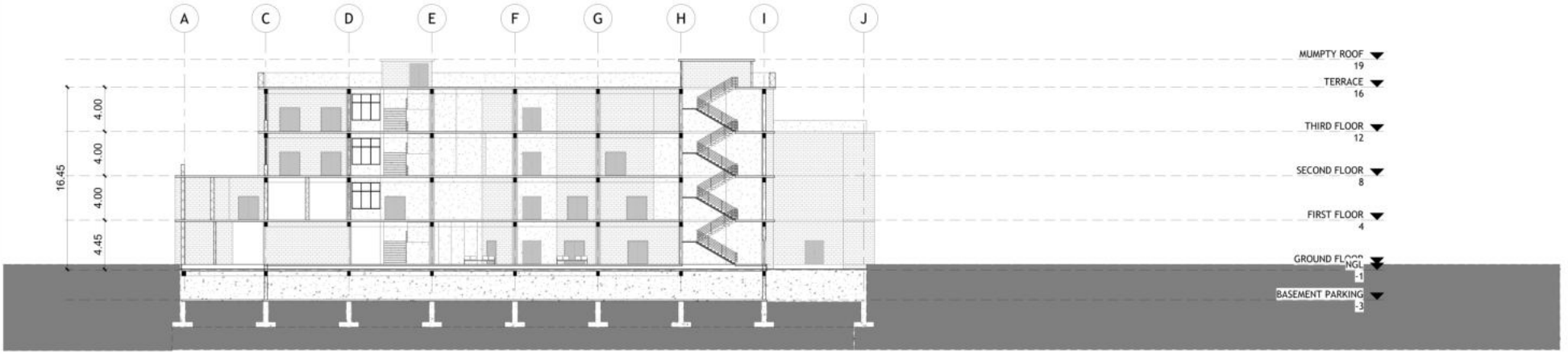

SECTIONS BB'

MAULANA AZAD NATIONAL INSTITUTE OF TECHNOLOGY, BHOPAL

NOTES

1. THIS DRAWING IS TO BE READ IN CONJUCTION WITH DRAWING NO. :
2. ALL DIMENSIONS ARE IN METERS AND ALL LEVELS
3. ALL DIMENSIONS ARE STRUCTURAL DIMENSIONS UNLESS MENTIONED OTHERWISE
4. FOR STRUCTURAL DETAILS, REFER DRAWING NO
5. FOR GENERAL NOTES REFER DRAWING NO
6. IN CASE OF ANY DISCREPANCY IT SHOULD BE BROUGHT TO THE NOTICE OF THE ARCHITECT PRIOR TO CONSTRUCTION AT THE SITE.
7. THIS DRAWING HAS NOT BEEN PUBLISHED AND IS THE SOLE PROPERTY OF IXTH SEM ARCHITECTURE AND IS ISSUED TO THE PARTY FOR THE SPECIFIC PURPOSE AS STATED IN THE AGREEMENT

AYURVEDIC HOSPITAL

SECTIONS

NAME	DAVID LALRAMENGA
SCH.NO -	211110022
SEMESTER -	IX, SEC-A
GUIDE	DR ASHUTOSH SHARMA

N

Project number	01
Date	2.12.2025

7

Scale 1 : 200

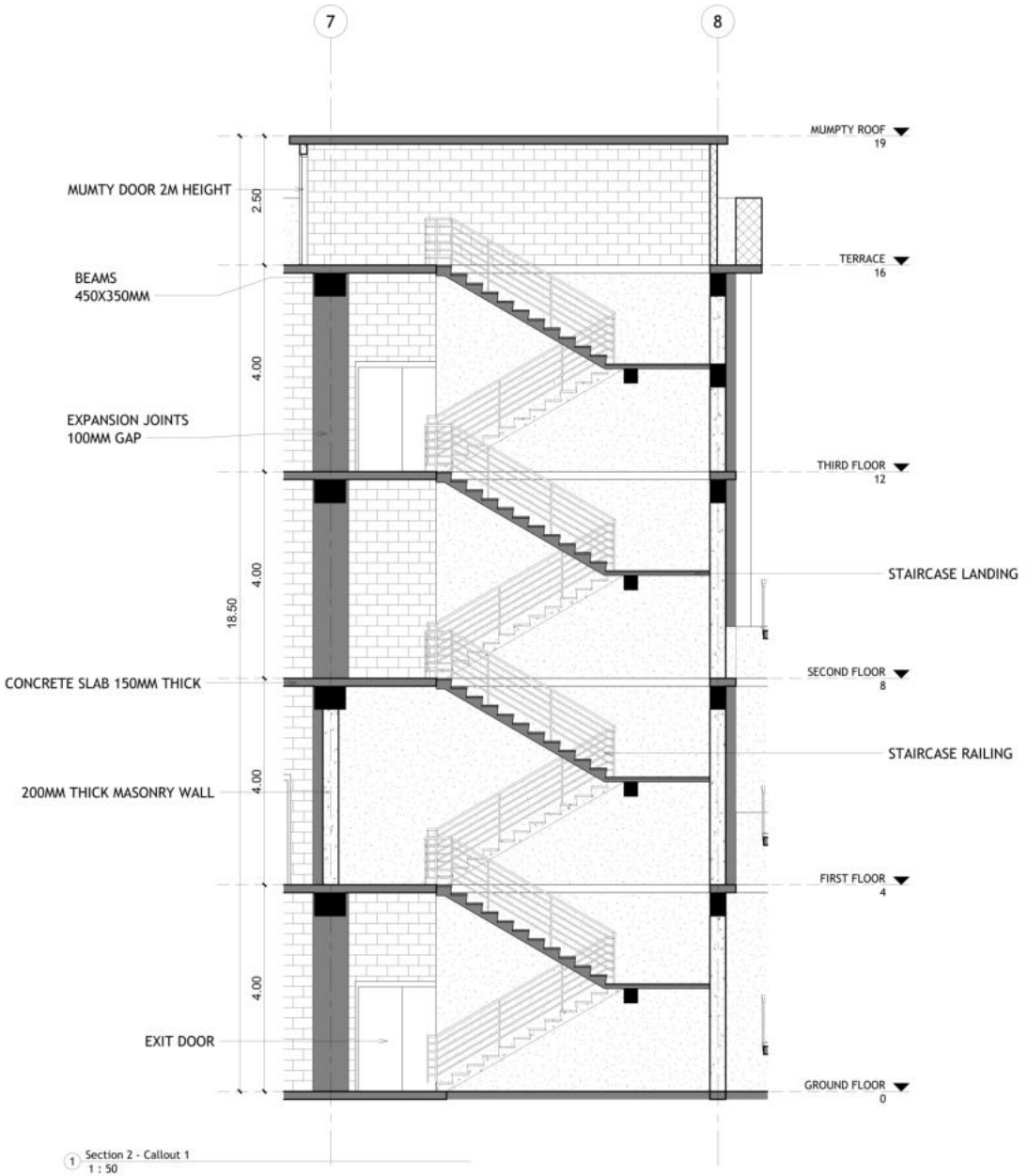

1 Section 2 - Callout 1
1 : 50

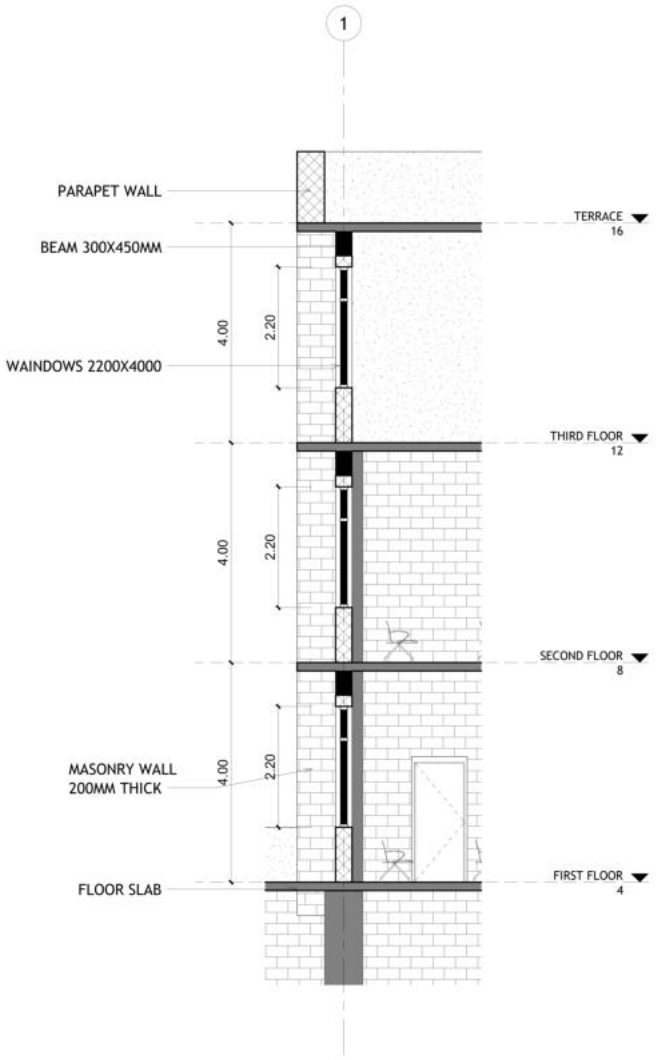

2 Section 2 - Callout 2
1 : 50

MAULANA AZAD NATIONAL INSTITUTE OF TECHNOLOGY, BHOPAL

NOTES

1. THIS DRAWING IS TO BE READ IN CONJUCTION WITH DRAWING NO. :

2. ALL DIMENSIONS ARE IN METERS AND ALL LEVELS

3. ALL DIMENSIONS ARE STRUCTURAL DIMENSIONS UNLESS MENTIONED OTHERWISE

4.FOR STRUCTURAL DETAILS, REFER DRAWING NO

5. FOR GENERAL NOTES REFER DRAWING NO

6. IN CASE OF ANY DISCREPANCY IT SHOULD BE BROUGHT TO THE NOTICE OF THE ARCHITECT PRIOR TO CONSTRUCTION AT THE SITE.

7. THIS DRAWING HAS NOT BEEN PUBLISHED AND IS THE SOLE PROPERTY OF IXTH SEM ARCHITECTURE AND IS ISSUED TO THE PARTY FOR THE SPECIFIC PURPOSE AS STATED IN THE AGREEMENT

AYURVEDIC HOSPITAL

WORKING DRAWINGS

NAME DAVID LALRAMENGA

SCH.NO - 211110022

SEMESTER - IX, SEC-A

GUIDE DR ASHUTOSH SHARMA

N

Project number 01

Date 2.12.2025

8

Scale 1 : 50

3D VISUALIZATION

AYURVEDIC HOSPITAL,
SHAHDOL, MP









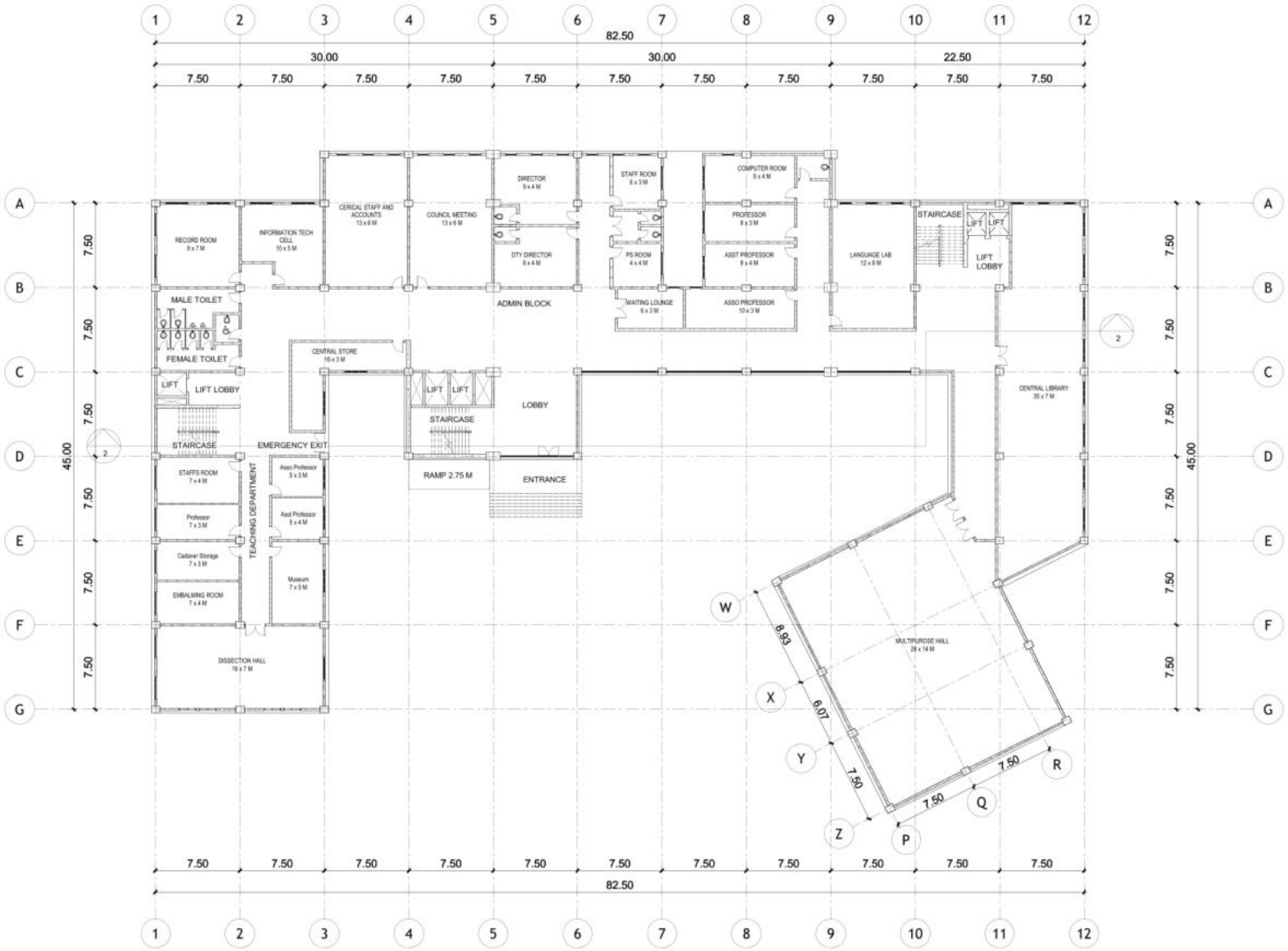

MAULANA AZAD NATIONAL INSTITUTE OF TECHNOLOGY, BHOPAL

NOTES

1. THIS DRAWING IS TO BE READ IN CONJUCTION WITH DRAWING NO. :
2. ALL DIMENSIONS ARE IN METERS AND ALL LEVELS
3. ALL DIMENSIONS ARE STRUCTURAL DIMENSIONS UNLESS MENTIONED OTHERWISE
4. FOR STRUCTURAL DETAILS, REFER DRAWING NO
5. FOR GENERAL NOTES REFER DRAWING NO
6. IN CASE OF ANY DISCREPANCY IT SHOULD BE BROUGHT TO THE NOTICE OF THE ARCHITECT PRIOR TO CONSTRUCTION AT THE SITE.
7. THIS DRAWING HAS NOT BEEN PUBLISHED AND IS THE SOLE PROPERTY OF IXTH SEM ARCHITECTURE AND IS ISSUED TO THE PARTY FOR THE SPECIFIC PURPOSE AS STATED IN THE AGREEMENT

AYURVEDIC HOSPITAL

GROUND FLOOR

NAME	DAVID LALRAMENGA
SCH.NO -	211110022
SEMESTER -	IX, SEC-A
GUIDE	DR. ASHUTOSH SHARMA

N

Project number	01
Date	2.12.2025

1

Scale 1 : 200

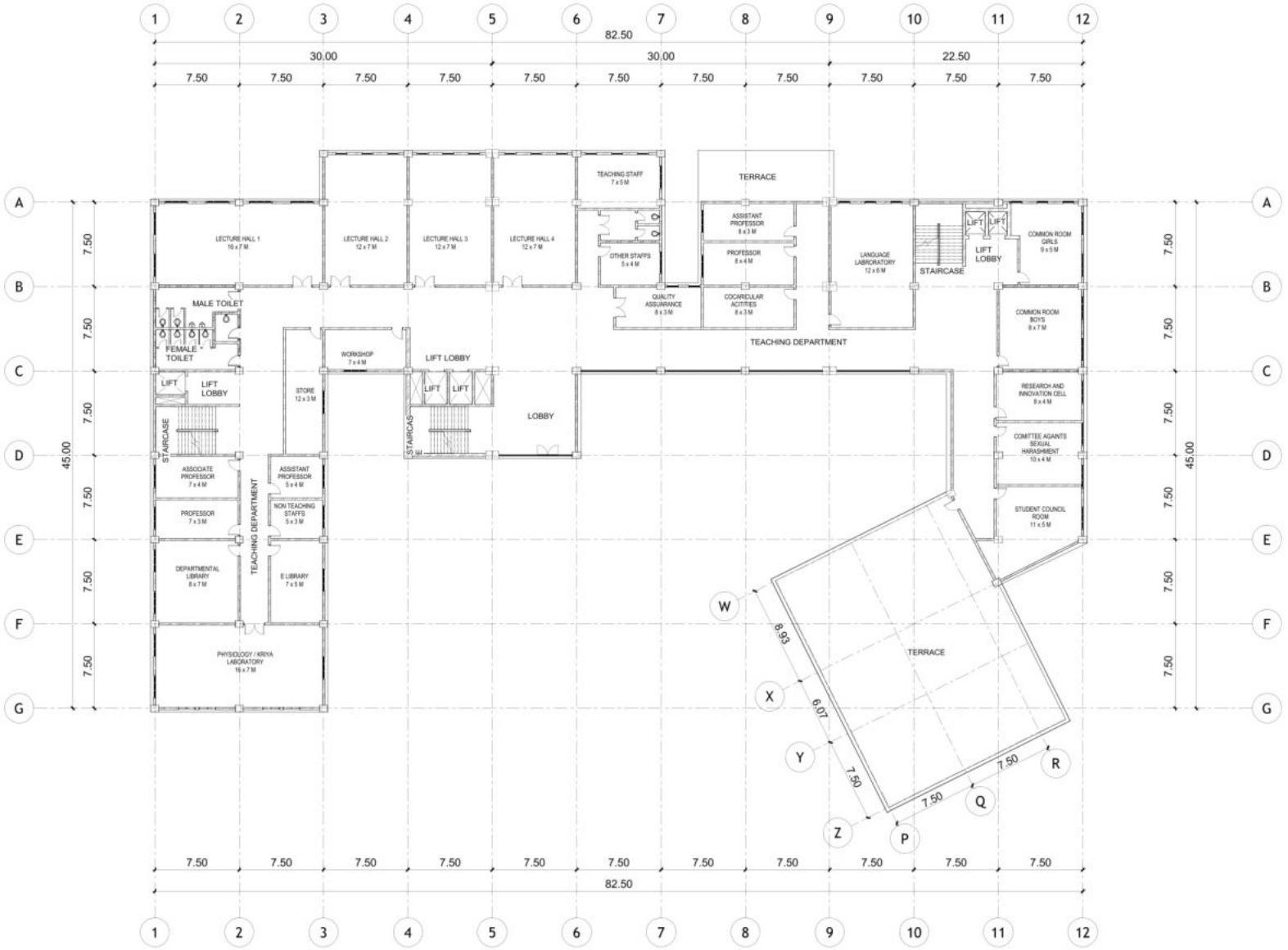

MAULANA AZAD NATIONAL INSTITUTE OF TECHNOLOGY, BHOPAL

NOTES

1. THIS DRAWING IS TO BE READ IN CONJUCTION WITH DRAWING NO. :
2. ALL DIMENSIONS ARE IN METERS AND ALL LEVELS
3. ALL DIMENSIONS ARE STRUCTURAL DIMENSIONS UNLESS MENTIONED OTHERWISE
4. FOR STRUCTURAL DETAILS, REFER DRAWING NO
5. FOR GENERAL NOTES REFER DRAWING NO
6. IN CASE OF ANY DISCREPANCY IT SHOULD BE BROUGHT TO THE NOTICE OF THE ARCHITECT PRIOR TO CONSTRUCTION AT THE SITE.
7. THIS DRAWING HAS NOT BEEN PUBLISHED AND IS THE SOLE PROPERTY OF IXTH SEM ARCHITECTURE AND IS ISSUED TO THE PARTY FOR THE SPECIFIC PURPOSE AS STATED IN THE AGREEMENT

AYURVEDIC HOSPITAL

FIRST FLOOR

NAME	DAVID LALRAMENGA
SCH.NO -	211110022
SEMESTER -	IX, SEC-A
GUIDE	DR ASHUTOSH SHARMA

N

Project number	01
Date	2.12.2025

2

Scale 1 : 200

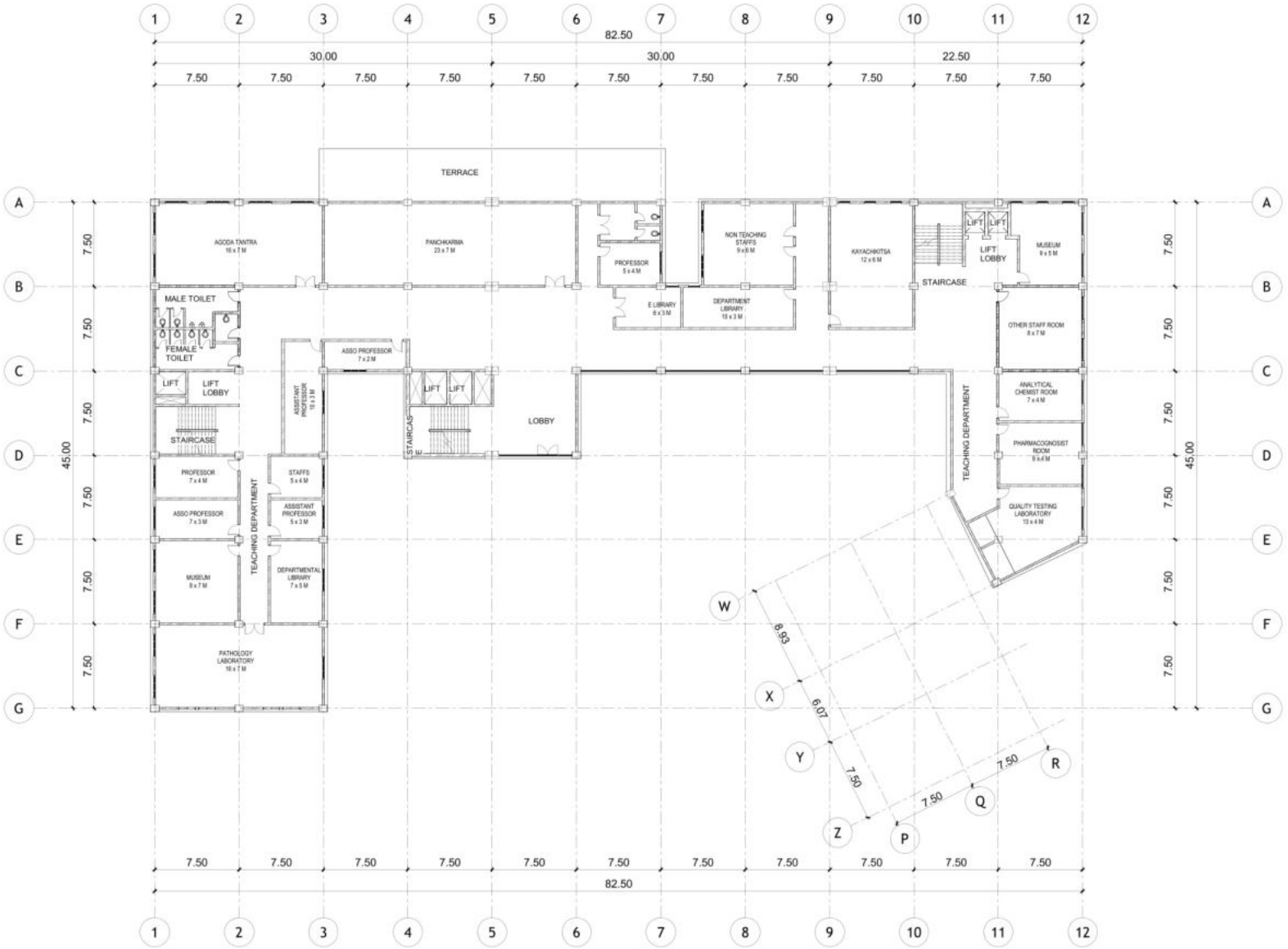

MAULANA AZAD NATIONAL INSTITUTE OF TECHNOLOGY, BHOPAL

NOTES

1. THIS DRAWING IS TO BE READ IN CONJUCTION WITH DRAWING NO. :
2. ALL DIMENSIONS ARE IN METERS AND ALL LEVELS
3. ALL DIMENSIONS ARE STRUCTURAL DIMENSIONS UNLESS MENTIONED OTHERWISE
4. FOR STRUCTURAL DETAILS, REFER DRAWING NO
5. FOR GENERAL NOTES REFER DRAWING NO
6. IN CASE OF ANY DISCREPANCY IT SHOULD BE BROUGHT TO THE NOTICE OF THE ARCHITECT PRIOR TO CONSTRUCTION AT THE SITE.
7. THIS DRAWING HAS NOT BEEN PUBLISHED AND IS THE SOLE PROPERTY OF IXTH SEM ARCHITECTURE AND IS ISSUED TO THE PARTY FOR THE SPECIFIC PURPOSE AS STATED IN THE AGREEMENT

AYURVEDIC HOSPITAL

SECOND FLOOR

NAME	DAVID LALRAMENGA
SCH.NO -	211110022
SEMESTER -	IX, SEC-A
GUIDE	DR ASHUTOSH SHARMA

N

Project number	01
Date	2.12.2025

3

Scale 1 : 200

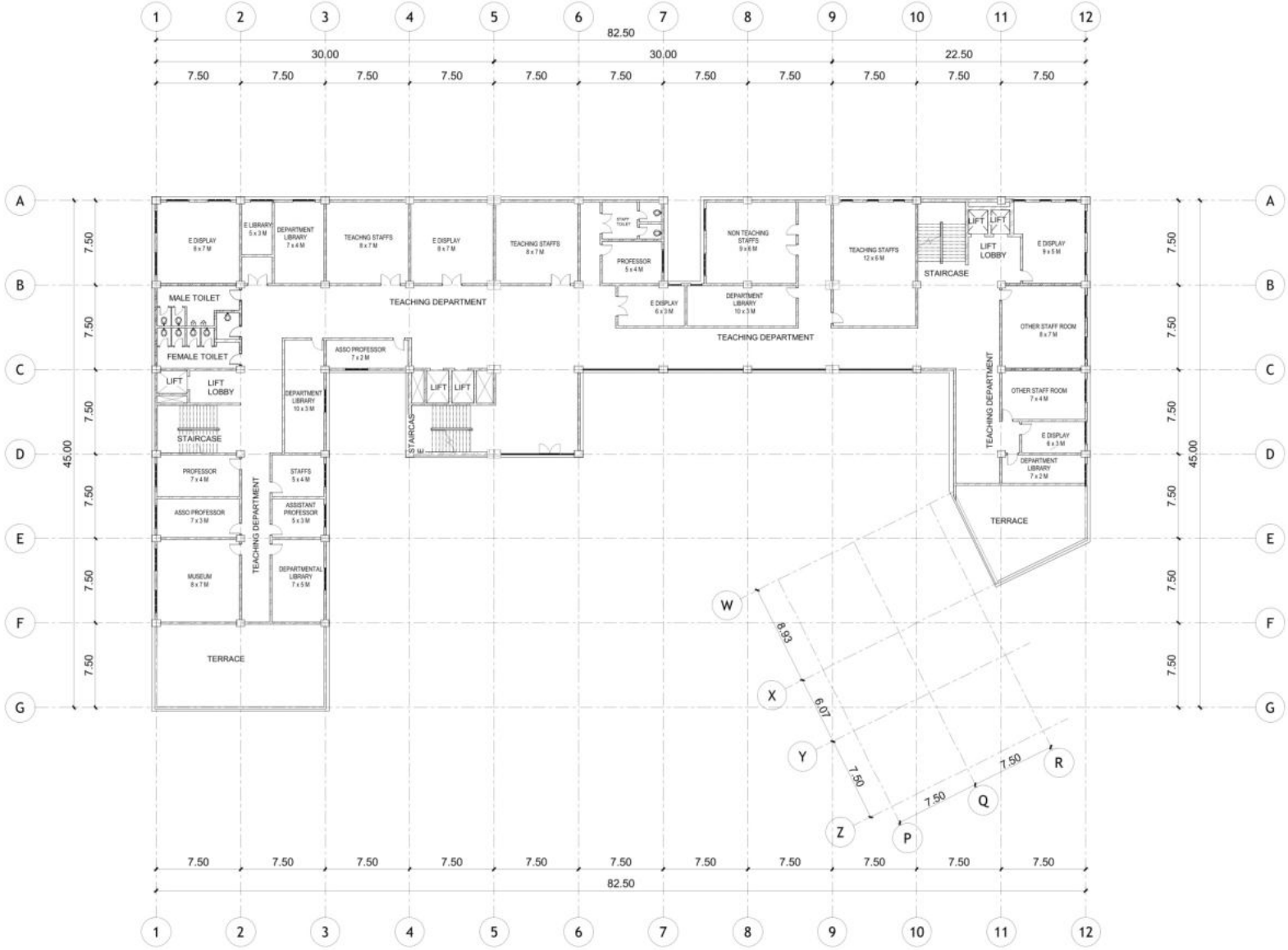

MAULANA AZAD NATIONAL INSTITUTE OF TECHNOLOGY, BHOPAL

NOTES

1. THIS DRAWING IS TO BE READ IN CONJUCTION WITH DRAWING NO. :
2. ALL DIMENSIONS ARE IN METERS AND ALL LEVELS
3. ALL DIMENSIONS ARE STRUCTURAL DIMENSIONS UNLESS MENTIONED OTHERWISE
4. FOR STRUCTURAL DETAILS, REFER DRAWING NO
5. FOR GENERAL NOTES REFER DRAWING NO
6. IN CASE OF ANY DISCREPANCY IT SHOULD BE BROUGHT TO THE NOTICE OF THE ARCHITECT PRIOR TO CONSTRUCTION AT THE SITE.
7. THIS DRAWING HAS NOT BEEN PUBLISHED AND IS THE SOLE PROPERTY OF IXTH SEM ARCHITECTURE AND IS ISSUED TO THE PARTY FOR THE SPECIFIC PURPOSE AS STATED IN THE AGREEMENT

AYURVEDIC HOSPITAL

THIRD FLOOR

NAME	DAVID LALRAMENGA
SCH.NO -	211110022
SEMESTER -	IX, SEC-A
GUIDE	DR ASHUTOSH SHARMA

N

Project number	01
Date	2.12.2025

4

Scale 1 : 200

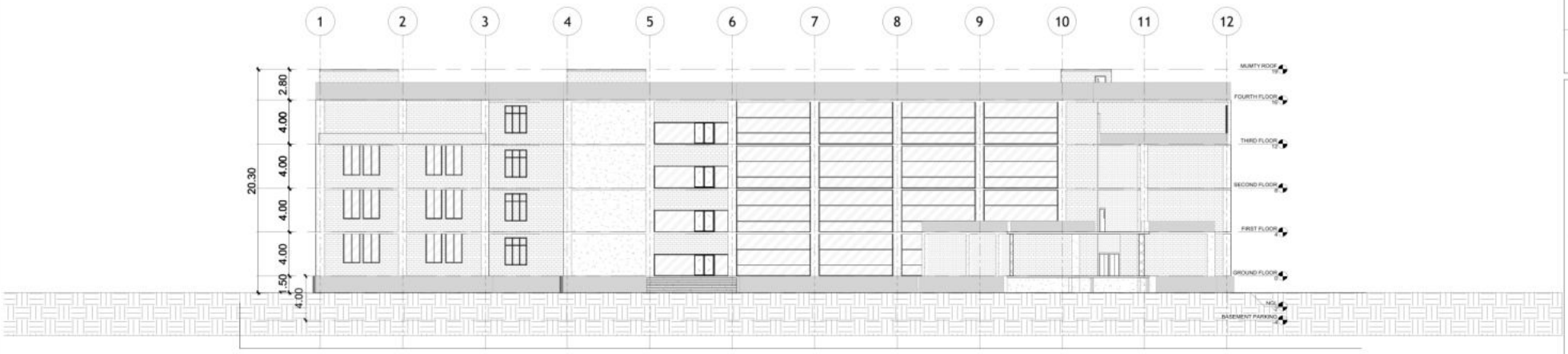

1 South Architectural Building Elevation
1 : 200

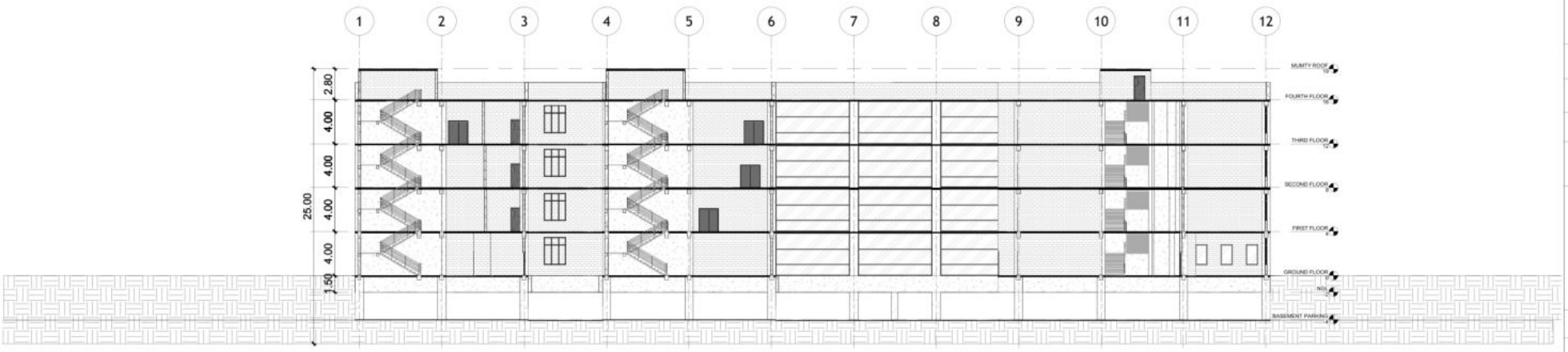

2 Section 2
1 : 200

MAULANA AZAD NATIONAL INSTITUTE OF TECHNOLOGY, BHOPAL

NOTES

1. THIS DRAWING IS TO BE READ IN CONJUCTION WITH DRAWING NO. :

2. ALL DIMENSIONS ARE IN METERS AND ALL LEVELS

3. ALL DIMENSIONS ARE STRUCTURAL DIMENSIONS UNLESS MENTIONED OTHERWISE

4.FOR STRUCTURAL DETAILS, REFER DRAWING NO

5. FOR GENERAL NOTES REFER DRAWING NO

6. IN CASE OF ANY DISCREPANCY IT SHOULD BE BROUGHT TO THE NOTICE OF THE ARCHITECT PRIOR TO CONSTRUCTION AT THE SITE.

7. THIS DRAWING HAS NOT BEEN PUBLISHED AND IS THE SOLE PROPERTY OF IXTH SEM ARCHITECTURE AND IS ISSUED TO THE PARTY FOR THE SPECIFIC PURPOSE AS STATED IN THE AGREEMENT

AYURVEDIC HOSPITAL

ELEVATION &SECTION

NAME	DAVID LALRAMENGA
SCH.NO -	211110022
SEMESTER -	IX, SEC-A
GUIDE	DR ASHUTOSH SHARMA

N

Project number	01
Date	2.12.2025

5

Scale 1 : 200

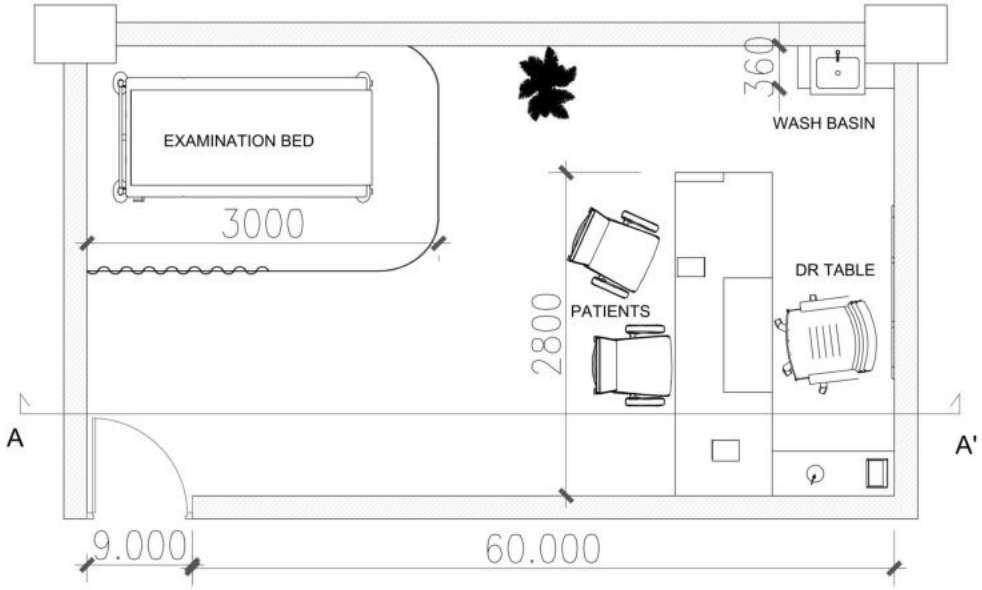

OPD FLOOR PLAN

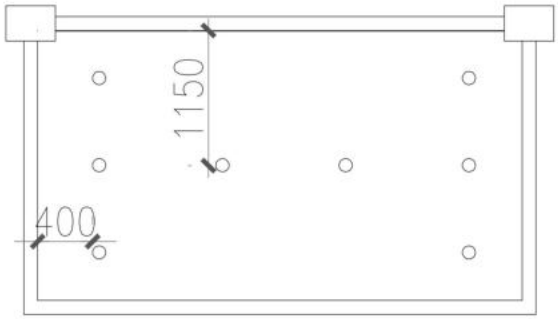

CEILING PLAN



INTERIOR VIEW 1



INTERIOR VIEW 2



INTERIOR VIEW 3



SECTION AA'

MAULANA AZAD NATIONAL INSTITUTE OF TECHNOLOGY, BHOPAL

NOTES

1. THIS DRAWING IS TO BE READ IN CONJUCTION WITH DRAWING NO. :

2. ALL DIMENSIONS ARE IN METERS AND ALL LEVELS

3. ALL DIMENSIONS ARE STRUCTURAL DIMENSIONS UNLESS MENTIONED OTHERWISE

4.FOR STRUCTURAL DETAILS, REFER DRAWING NO

5. FOR GENERAL NOTES REFER DRAWING NO

6. IN CASE OF ANY DISCREPANCY IT SHOULD BE BROUGHT TO THE NOTICE OF THE ARCHITECT PRIOR TO CONSTRUCTION AT THE SITE.

7. THIS DRAWING HAS NOT BEEN PUBLISHED AND IS THE SOLE PROPERTY OF IXTH SEM ARCHITECTURE AND IS ISSUED TO THE PARTY FOR THE SPECIFIC PURPOSE AS STATED IN THE AGREEMENT

AYURVEDIC COLLEGE AND HOSPITAL

ELECTIVE1 INTERIORS

NAME DAVID LALRAMENGA

SCH.NO - 211110022

SEMESTER - IX, SEC-A

GUIDE DR. ASHUTOSH SHARMA

N

Project number 1

Date 2.12.2025

Scale 1 : 10

LANDSCAPING











PLANTS IN HERBAL GARDEN





TURMERIC

GANGLANGAL PLANT

GOTU KOLA



TULSI PLANTS



FALSE CARDAMOM



CASTOR BEANS

LEGENDS

- SHRUBS
- PEDESTRIAN PATH
- SHADE TREE
- PEDESTRIAN CROSSING
- SHADE TREE 2

MAULANA AZAD NATIONAL INSTITUTE OF TECHNOLOGY, BHOPAL

NOTES

1. THIS DRAWING IS TO BE READ IN CONJUCTION WITH DRAWING NO. :
2. ALL DIMENSIONS ARE IN METERS AND ALL LEVELS
3. ALL DIMENSIONS ARE STRUCTURAL DIMENSIONS UNLESS MENTIONED OTHERWISE
4. FOR STRUCTURAL DETAILS, REFER DRAWING NO
5. FOR GENERAL NOTES REFER DRAWING NO
6. IN CASE OF ANY DISCREPANCY IT SHOULD BE BROUGHT TO THE NOTICE OF THE ARCHITECT PRIOR TO CONSTRUCTION AT THE SITE.
7. THIS DRAWING HAS NOT BEEN PUBLISHED AND IS THE SOLE PROPERTY OF IXTH SEM ARCHITECTURE AND IS ISSUED TO THE PARTY FOR THE SPECIFIC PURPOSE AS STATED IN THE AGREEMENT

AYURVEDIC COLLEGE AND HOSPITAL

ELECTIVE 2
LANDSCPAING

NAME DAVID LALRAMENGA

SCH.NO - 211110022

SEMESTER - IX, SEC-A

GUIDE DR. ASHUTOSH SHARMA

N

Project number 1

Date 2.12.2025